

A
车削

B
铣削

C
钻削

D
深孔加工

E
圆柄刀具

F
镗削

G
旋转刀柄

H
技术信息

A

车削刀具 TURNING TOOLS



A
车削

B
铣削

C
钻削

D
深孔加工

E
圆柄刀具

F
镗削

G
旋转刀柄

H
技术信息

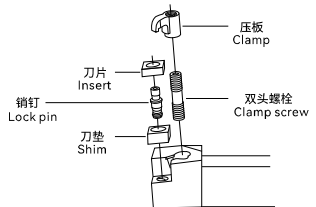
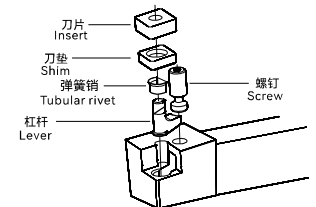
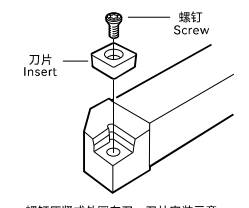
车削刀具

Turning Tools

- 外圆车削刀具
External Turning Tools A106
- 内孔车削刀具
Internal Turning Tools A127
- PSC螺钉压紧式车削刀具
PSC Screw Clamping Turning Tools A149
- PSC杠杆压紧式车削刀具
PSC Lever Clamping Turning Tools A164
- PSC D型压紧式车削刀具
PSC D Rigid Clamping Turning Tools A169
- PSC QE车削刀具
PSC QE System A176
- PSC 刀具系统
PSC Tools System A178

外圆车刀概述















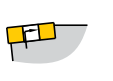






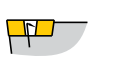























External Turning Tools












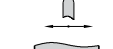







<p>复合压紧式外圆车刀 Composite clamping type external turning tool</p> <ul style="list-style-type: none"> ·采用销钉侧压与压板上压 ·使用N 后角刀片（刀片后角为0°），刀片可双面使用 ·坚固的切削刃和牢固的装夹方式为高效率切削提供了可靠的保障 ·可用于立式车床作内孔车削加工 <p>·Clamped by pin and locking press plate simultaneously. ·The insert without clearance angle (0° clearance angle), and it can be used on both sides. ·The strong cutting edge and firm clamping method provide a reliable guarantee for high-efficiency cutting. ·Can be used for vertical lathe for inner hole turning.</p>	 <p>复合压紧式外圆车刀 - 刀片安装示意</p>
<p>杠杆压紧式外圆车刀 Lever clamping type external turning tool</p> <ul style="list-style-type: none"> ·利用杠杆原理，采用螺钉压紧杠杆锁紧刀片 ·使用N 后角刀片（刀片后角为0°），刀片可双面使用 ·坚固的切削刃和牢固的装夹方式为高效率切削提供了可靠的保障 ·可用于重型车削 <p>·Utilizing the principle of leverage, a screw is used to compress the lever to lock the blade. ·With N clearance angle (0° clearance angle), the inserts can be used on both sides. ·The strong cutting edge and firm clamping method provide a reliable guarantee for high-efficiency cutting. ·Can be used for heavy turning.</p>	 <p>杠杆压紧式外圆车刀 - 刀片安装示意</p>
<p>螺钉压紧式外圆车刀 Screw clamping type external turning tool</p> <ul style="list-style-type: none"> ·螺钉压紧式外圆车刀 ·使用正前角刀片（刀片后角大于0°） ·简单可靠的刀片夹紧方式和极少的备件。 ·切屑由前刀面通畅流出。 <p>·Screw compression type external turning tool. ·Use positive inserts (insert clearance greater than 0°). ·Simple and reliable blade clamping and minimal spare parts. ·The chips flow out smoothly from flank.</p>	 <p>螺钉压紧式外圆车刀 - 刀片安装示意</p>

可转位外圆车刀型号编制规则

Code Key for External Turning Tools System

M	C	L	N	R	25	25	M	12	
1	2	3	4	5	6	7	8	9	10

1 压紧方式 Clamping System	2 刀片形状 Insert Shape	3 刀具形式 Tool Style																																							
C 	C 	A 	B 	C 	D 	E 																																			
M 	K 	F 	G 	H 	J 	K 																																			
P 	L 	L 	M 	N 	P 	R 																																			
S 	R 	S 	T 	U 	V 	W 																																			
	S 	Y 	Z 	X 非标准主偏角 Special																																					
	T 	6 刀尖高度 Height of Insert Point		7 刀杆宽度 Tool Width							8 刀具长度 Tool Length																														
	V 										<table border="1"><tr><td>A = 32</td><td>P = 170</td></tr><tr><td>B = 40</td><td>Q = 180</td></tr><tr><td>C = 50</td><td>R = 200</td></tr><tr><td>D = 60</td><td>S = 250</td></tr><tr><td>E = 70</td><td>T = 300</td></tr><tr><td>F = 80</td><td>U = 350</td></tr><tr><td>G = 90</td><td>V = 400</td></tr><tr><td>H = 100</td><td>W = 450</td></tr><tr><td>J = 110</td><td>Y = 500</td></tr><tr><td>K = 125</td><td>X = 特殊</td></tr><tr><td>L = 140</td><td></td></tr><tr><td>M = 150</td><td></td></tr><tr><td>N = 160</td><td></td></tr></table>					A = 32	P = 170	B = 40	Q = 180	C = 50	R = 200	D = 60	S = 250	E = 70	T = 300	F = 80	U = 350	G = 90	V = 400	H = 100	W = 450	J = 110	Y = 500	K = 125	X = 特殊	L = 140		M = 150		N = 160	
A = 32	P = 170																																								
B = 40	Q = 180																																								
C = 50	R = 200																																								
D = 60	S = 250																																								
E = 70	T = 300																																								
F = 80	U = 350																																								
G = 90	V = 400																																								
H = 100	W = 450																																								
J = 110	Y = 500																																								
K = 125	X = 特殊																																								
L = 140																																									
M = 150																																									
N = 160																																									
	W 	9 刀片尺寸 Insert Size		10 制造商代码 Manufacturer Code																																					
		C 	D 	K 						F: 直头, 无偏置 S: 单面定位设计 D: 刀垫式正前角车刀																															
		L 	R 	S 																																					
		T 	V 	W 																																					

4 刀片后角 Insert Clearance Angle	5 切削方向 Cutting Direction	9 刀片尺寸 Insert Size												
B 5° 	R 	C 	D 	K 										
C 7° 	N 	L 	R 	S 										
D 15° 	L 	T 	V 	W 										
E 20° 														
F 25° 														
N 0° 														
P 11° 														

负前角外圆车刀主偏角

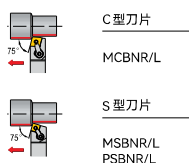
Entering Angle of External Turning Tools for Negative Inserts

外圆 External / 端面 Face

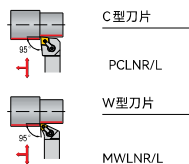
90°主偏角 Entering Angle 90°



75°主偏角 Entering Angle 75°



95°主偏角 Entering Angle 95°

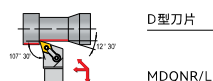


93°主偏角 Entering Angle 93°

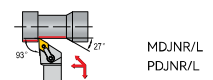


轮廓加工 Profile

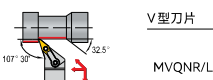
107°30'主偏角 Entering Angle 107°30'



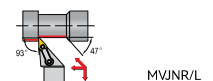
93°主偏角 Entering Angle 93°



107°30'主偏角 Entering Angle 107°30'



93°主偏角 Entering Angle 93°



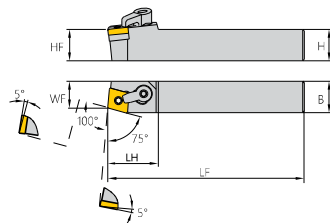
62°30'主偏角 Entering Angle 62°30'



72°30'主偏角 Entering Angle 72°30'

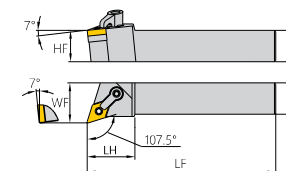
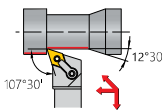


● 75° MCBNR/L



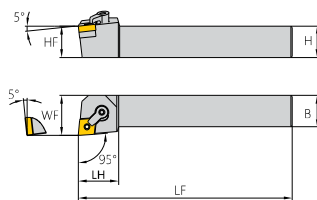
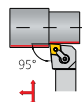
型号		尺寸						刀片	刀垫	销钉	压板	双头螺栓	扳手
Model		Size(mm)						Insert	Shim	Lock pin	Clamp	Clamp screw	Hex wrench
右刀Right hand	左刀Left hand	H	B	LF	HF	WF	LH						
MCBNR2020K12	MCBNL2020K12	20	20	125	20	17	32	CN□□1204□□	MC1204	CTM617	HL1814	ML0625	L2.5,L3.0
MCBNR2525M12	MCBNL2525M12	25	25	150	25	22	32						
MCBNR3232P12	MCBNL3232P12	32	32	170	32	27	32						
MCBNR3232P16	MCBNL3232P16	32	32	170	32	27	40	CN□□1606□□	MC1604	CTM822	HL2217	ML0830	L3.0,L4.0
MCBNR3232P19	MCBNL3232P19	32	32	170	32	27	40	CN□□1906□□	MC1904	CTM1022	HL2217	ML0830	L4.0

● 107°30' MDQNR/L



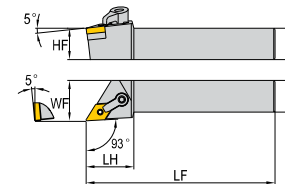
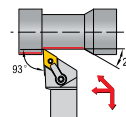
型号		尺寸						刀片	刀垫	销钉	压板	双头螺栓	扳手
Model		Size(mm)						Insert	Shim	Lock pin	Clamp	Clamp screw	Hex wrench
右刀Right hand	左刀Left hand	H	B	LF	HF	WF	LH						
MDQNR1616H11	MDQNL1616H11	16	16	100	16	20	31	DN□□1104□□	MD1103	CTM513	HL1814	ML0625	L2.0,L3.0
MDQNR2020K11	MDQNL2020K11	20	20	125	20	25	31						
MDQNR2525M11	MDQNL2525M11	25	25	150	25	32	34						
MDQNR2020K15	MDQNL2020K15	20	20	125	20	25	37	DN□□1504□□ DN□□1506□□	MD1506 MD1504	CTM619	HL2114	ML0625	L2.5,L3.0
MDQNR2525M15	MDQNL2525M15	25	25	150	25	32	34						
MDQNR3232P15	MDQNL3232P15	32	32	170	32	40	37						

● 95° MCLNR/L




型号		尺寸						刀片	刀垫	销钉	压板	双头螺栓	扳手
Model		Size(mm)						Insert	Shim	Lock pin	Clamp	Clamp screw	Hex wrench
右刀Right hand	左刀Left hand	H	B	LF	HF	WF	LH						
MCLNR1616H12	MCLNL1616H12	16	16	100	16	20	32	CN□□1204□□	MC1204	CTM617	HL1814	ML0625	L2.5,L3.0
MCLNR2020K12	MCLNL2020K12	20	20	125	20	25	32						
MCLNR2525M12	MCLNL2525M12	25	25	150	25	32	32						
MCLNR3232P12	MCLNL3232P12	32	32	170	32	40	32	CN□□1606□□	MC1606	CTM822	HL2217	ML0830	L3.0,L4.0
MCLNR2525M16	MCLNL2525M16	25	25	150	25	32	35						
MCLNR3232P16	MCLNL3232P16	32	32	170	32	40	35						
MCLNR3232P19	MCLNL3232P19	32	32	170	32	40	36	CN□□1906□□	MC1906	CTM1022	HL2217	ML0830	L4.0
MCLNR4040R19	MCLNL4040L19	40	40	200	40	50	36						

● 93° MDJNR/L



型号		尺寸						刀片	刀垫	销钉	压板	双头螺栓	扳手
Model		Size(mm)						Insert	Shim	Lock pin	Clamp	Clamp screw	Hex wrench
右刀Right hand	左刀Left hand	H	B	LF	HF	WF	LH						
MDJNR1616H11	MDJNL1616H11	16	16	100	16	20	34	DN□□1104□□	MD1103	CTM513	HL1814	ML0625	L2.0,L3.0
MDJNR2020K11	MDJNL2020K11	20	20	125	20	25	34						
MDJNR2525M11	MDJNL2525M11	25	25	150	25	32	34						
MDJNR2020K15	MDJNL2020K15	20	20	125	20	25	38	DN□□1504□□ DN□□1506□□	MD1506 MD1504	CTM619	HL2114	ML0625	L2.5,L3.0
MDJNR2525M15	MDJNL2525M15	25	25	150	25	32	38						
MDJNR3232P15	MDQNL3232P15	32	32	170	32	40	40						

● 62°30' MDPNN



型号 Model	尺寸 Size(mm)							刀片 Insert	刀垫 Shim	销钉 Lock pin	压板 Clamp	双头螺栓 Clamp screw	扳手 Hex wrench
	H	B	LF	HF	WF	LH							
MDPNN1616H11	16	16	100	16	8	38	DN□□1104□□	MD1103	CTM513	HL2114	ML0625	L2.0,L3.0	
MDPNN1616H11	20	20	125	20	10	38							
MDPNN2020K15	20	20	125	20	10	43	DN□□1506□□	MD1506	CTM619	HL2114	ML0625	L2.5,L3.0	
MDPNN2525M15	25	25	100	25	12.5	43							

● 90° MTGNR/L



型号 Model		尺寸 Size(mm)							刀片 Insert	刀垫 Shim	销钉 Lock pin	压板 Clamp	双头螺栓 Clamp screw	扳手 Hex wrench
右刀Right hand	左刀Left hand	H	B	LF	HF	WF	LH							
MTGNR1616H16	MTGNL1616H16	16	16	100	16	20	28	TN□□1604□□	MT1603	CTM513	HL1814	ML0625	L2.0,L3.0	
MTGNR2020K16	MTGNL2020K16	20	20	125	20	25	28							
MTGNR2525M16	MTGNL2525M16	25	25	150	25	32	30	TN□□2204□□	MT2204	CTM617	HL1917	ML0830	L2.5,L4.0	
MTGNR2525M22	MTGNL2525M22	25	25	150	25	32	32							
MTGNR3232P22	MTGNL3232P22	32	32	170	32	40	32							

● 75° MSBNR/L



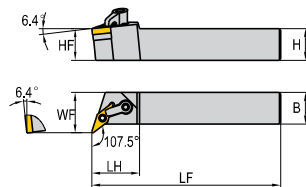
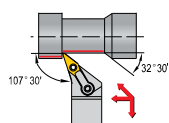
型号 Model		尺寸 Size(mm)							刀片 Insert	刀垫 Shim	销钉 Lock pin	压板 Clamp	双头螺栓 Clamp screw	扳手 Hex wrench
右刀Right hand	左刀Left hand	H	B	LF	HF	WF	LH							
MSBNR2020K12	MSBNL2020K12	20	20	125	20	17	32	SN□□1204□□	MS1204	CTM617	HL1814	ML0625	L2.5,L3.0	
MSBNR2525M12	MSBNL2525M12	25	25	150	25	22	32							
MSBNR3232P12	MSBNL3232P12	32	32	170	32	29	32	SN□□1906□□	MS1904	CTM1022	HL2217	ML0830	L4.0	
MSBNR3232P19	MSBNL3232P19	32	32	170	32	27	40							
MSBNR4040R19	MSBNL4040L19	40	40	200	40	35	40							

● 93° MTJNR/L



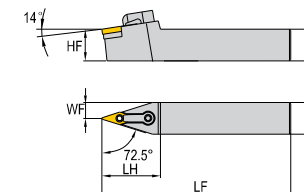
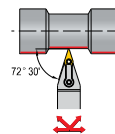
型号 Model		尺寸 Size(mm)							刀片 Insert	刀垫 Shim	销钉 Lock pin	压板 Clamp	双头螺栓 Clamp screw	扳手 Hex wrench
右刀Right hand	左刀Left hand	H	B	LF	HF	WF	LH							
MTJNR1616H16	MTJNL1616H16	16	16	100	16	20	30	TN□□1604□□	MT1603	CTM513	HL1814	ML0625	L2.0,L3.0	
MTJNR2020K16	MTJNL2020K16	20	20	125	20	25	30							
MTJNR2525M16	MTJNL2525M16	25	25	150	25	32	32	TN□□2204□□	MT2204	CTM617	HL1917	ML0830	L2.5,L4.0	
MTJNR3232P16	MTJNL3232P16	32	32	170	32	40	35							
MTJNR2525M22	MTJNL2525M22	25	25	150	25	32	34							
MTJNR3232P22	MTJNL3232P22	32	32	170	32	40	35							
MTJNR4040R22	MTJNL4040L22	40	40	200	40	50	38							

● 107°30' MVQNR/L



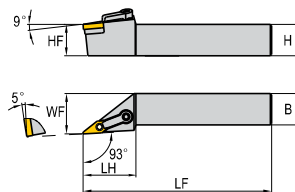
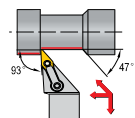
型号		尺寸						刀片	刀垫	销钉	压板	双头螺栓	扳手
Model		Size(mm)						Insert	Shim	Lock pin	Clamp	Clamp screw	Hex wrench
右刀Right hand	左刀Left hand	H	B	LF	HF	WF	LH						
MVQNR2020K16	MVQNL2020K16	20	20	125	20	25	40	VN□□1604□□	MV1603	CTM513	HI2114	ML0625	L2.0,L3.0
MVQNR2525M16	MVQNL2525M16	25	25	150	25	32	40						
MVQNR3232P16	MVQNL3232P16	32	32	170	32	40	40						

● 72°30' MVVNN



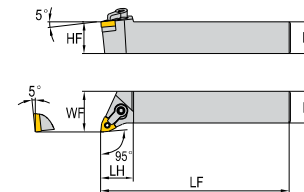
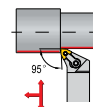
型号		尺寸						刀片	刀垫	销钉	压板	双头螺栓	扳手
Model		Size(mm)						Insert	Shim	Lock pin	Clamp	Clamp screw	Hex wrench
H	B	LF	HF	WF	LH								
MVVNN2020K16		20	20	125	20	10	46	VN□□1604□□	MV1603	CTM513	HL2414	ML0625	L2.0,L3.0
MVVNN2525M16		25	25	150	25	12.5	47						

● 93° MVJNR/L



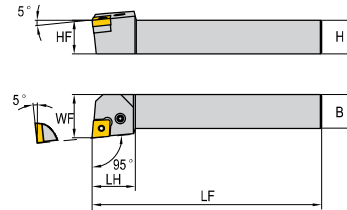
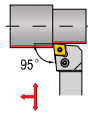
型号		尺寸						刀片	刀垫	销钉	压板	双头螺栓	扳手
Model		Size(mm)						Insert	Shim	Lock pin	Clamp	Clamp screw	Hex wrench
右刀Right hand	左刀Left hand	H	B	LF	HF	WF	LH						
MVJNR1616K16	MVJNL1616K16	16	16	125	16	20	44	VN□□1604□□	MV1603	CTM513	HL2414	ML0625	L2.0,L3.0
MVJNR2020K16	MVJNL2020K16	20	20	125	20	25	44						
MVJNR2525M16	MVJNL2525M16	25	25	150	25	32	44						
MVJNR3232P16	MVJNL3232P16	32	32	170	32	40	46						

● 95°MWLNR/L



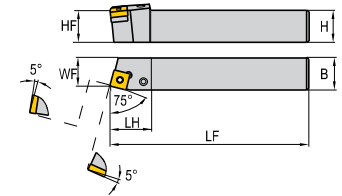
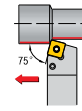
型号		尺寸						刀片	刀垫	销钉	压板	双头螺栓	扳手
Model		Size(mm)						Insert	Shim	Lock pin	Clamp	Clamp screw	Hex wrench
右刀Right hand	左刀Left hand	H	B	LF	HF	WF	LH						
MWLNR1616H06	MWLNL1616H06	16	16	100	16	20	27	WN□□0604□□	MW0603	CTM513	HL1814	ML0625	L2.0,L3.0
MWLNR2020K06	MWLNL2020K06	20	20	125	20	25	27						
MWLNR2525M06	MWLNL2525M06	25	25	150	25	32	27						
MWLNR1616H08	MWLNL1616H08	16	16	100	16	20	27	WN□□0804□□	MW0804	CTM617	HL1814	ML0625	L2.5,L3.0
MWLNR2020K08	MWLNL2020K08	20	20	125	20	25	28						
MWLNR2525M08	MWLNL2525M08	25	25	150	25	32	30						
MWLNR3232P08	MWLNL3232P08	32	32	170	32	40	30						
MWLNR4040R08	MWLNL4040L08	40	40	200	40	50	38						

● 95° PCLNR/L



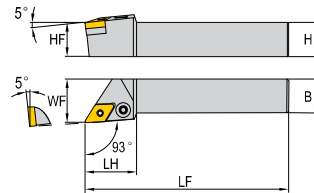
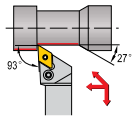
型号		尺寸						刀片	刀垫	销钉	压板	双头螺栓	扳手
Model		Size(mm)						Insert	Shim	Lock pin	Clamp	Clamp screw	Hex wrench
右刀Right hand	左刀Left hand	H	B	LF	HF	WF	LH						
PCLNR1616H12	PCLNL1616H12	16	16	100	16	20	28	CN□□1204□□	SC42	LV4	VHX0821	SP4	L3.0
PCLNR2020K12	PCLNL2020K12	20	20	125	20	25	28						
PCLNR2525M12	PCLNL2525M12	25	25	150	25	32	28						
PCLNR3232P12	PCLNL3232P12	32	32	170	32	40	30	CN□□1606□□	SC53	LV5	VHX0825	SP5	L3.0
PCLNR2525M16	PCLNL2525M16	25	25	150	25	32	34						
PCLNR3232P16	PCLNL3232P16	32	32	170	32	40	34	CN□□1906□□	SC63N	LV6	VHX1027	SP6	L4.0
PCLNR3232P19	PCLNL3232P19	32	32	170	32	40	38						
PCLNR4040R19	PCLNL4040L19	40	40	200	40	50	38						

● 75° PSBNR/L



型号		尺寸						刀片	刀垫	销钉	压板	双头螺栓	扳手
Model		Size(mm)						Insert	Shim	Lock pin	Clamp	Clamp screw	Hex wrench
右刀Right hand	左刀Left hand	H	B	LF	HF	WF	LH						
PSBNR2020K12	PSBNL2020K12	20	20	125	20	17	30	SN□□1204□□	SS42	LV4	VHX0821	SP4	L3.0
PSBNR2525M12	PSBNL2525M12	25	25	150	25	22	30						
PSBNR3232P12	PSBNL3232P12	32	32	170	32	27	42						

● 93° PDJNR/L



型号		尺寸						刀片	刀垫	销钉	压板	双头螺栓	扳手
Model		Size(mm)						Insert	Shim	Lock pin	Clamp	Clamp screw	Hex wrench
右刀Right hand	左刀Left hand	H	B	LF	HF	WF	LH						
PDJNR1616H11	PDJNL1616H11	16	16	100	16	20	26	DN□□1104□□	SD317	LV3	VHX0617	SP3	L2.5
PDJNR2020K11	PDJNL2020K11	20	20	125	20	25	26						
PDJNR2525M11	PDJNL2525M11	25	25	150	25	32	26						
PDJNR2020K1504	PDJNL2020K1504	20	20	125	20	25	35	DN□□1504□□	SD42	LV4	VHX0821	SP4	L3.0
PDJNR2525M1504	PDJNL2525M1504	25	25	150	25	32	35						
PDJNR3232P1504	PDJNL3232P1504	32	32	170	32	40	35	DN□□1506□□	SD42	LV4B	VHX0821	SP4	L3.0
PDJNR2020K1506	PDJNL2020K1506	20	20	125	20	25	35						
PDJNR2525M1506	PDJNL2525M1506	25	25	150	25	32	35						
PDJNR3232P1506	PDJNL3232P1506	32	32	170	32	40	35						

正前角外圆车刀主偏角

Entering Angle of External Turning Tools for Positive Inserts

外圆 External / 端面 Face

90°主偏角 Entering Angle 90°



C型刀片
SCFCR/L



T型刀片
STFCR/L

75°主偏角 Entering Angle 75°



S型刀片
SSKCR/L

90°主偏角 Entering Angle 90°

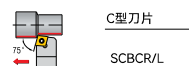


C型刀片
SCACR/L

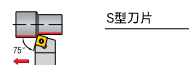


T型刀片
STGCR/L

75°主偏角 Entering Angle 75°



C型刀片
SCBCR/L



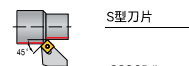
S型刀片
SSBCR/L

95°主偏角 Entering Angle 95°



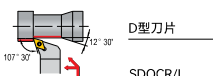
C型刀片
SCLCR/L

45°主偏角 Entering Angle 45°

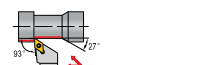


S型刀片
SSSCR/L

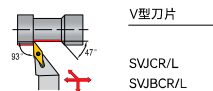
轮廓加工 Profile



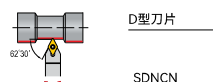
D型刀片
SDQCR/L



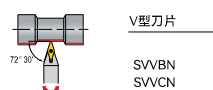
S型刀片
SDJCR/L



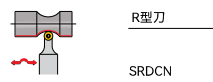
V型刀片
SVJCR/L
SVJBCR/L



D型刀片
SDNCN

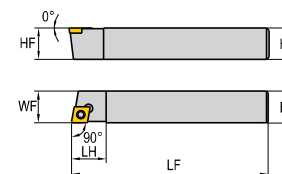
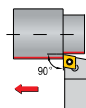


V型刀片
SVVBN
SVVCN



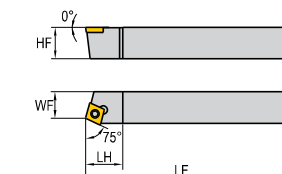
R型刀
SRDCN

● 90° SCACR/L



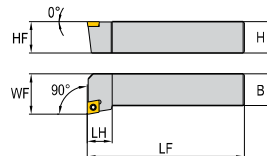
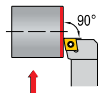
型号		尺寸						刀片	螺钉	扳手
Model		Size(mm)						Insert	Screw	Torx wrench
右刀Right hand	左刀Left hand	H	B	LF	HF	WF	LH			
SCACR0808F06	SCACL0808F06	8	8	80	8	8	10	CC□□0602□□	M2.5X6	T-8
SCACR1010H06	SCACL1010H06	10	10	100	10	10	10			
SCACR1212H06	SCACL1212H06	12	12	100	12	12	13			
SCACR1212H09	SCACL1212H09	12	12	100	12	12	13	CC□□09T3□□	M3.5X9	T-15

● 75° SCBCR/L



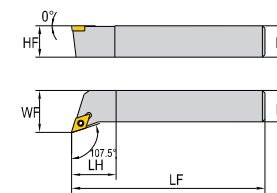
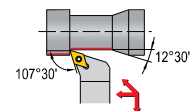
型号		尺寸						刀片	螺钉	扳手
Model		Size(mm)						Insert	Screw	Torx wrench
右刀Right hand	左刀Left hand	H	B	LF	HF	WF	LH			
SCBCR1212F06	SCBCL1212F06	12	12	80	12	12	13	CC□□0602□□	M2.5X6	T-8
SCBCR1616H06	SCBCL1616H06	16	16	100	16	14	13			
SCBCR1212F09	SCBCL1212F09	12	12	80	12	12	13			
SCBCR1616H09	SCBCL1616H09	16	16	100	16	14	20	CC□□09T3□□	M3.5X9	T-15
SCBCR2020K09	SCBCL2020K09	20	20	125	20	17	20			
SCBCR2525M09	SCBCL2525M09	25	25	150	25	22	20			
SCBCR2020K12	SCBCL2020K12	20	20	125	20	17	20	CC□□1204□□	M5X12	T-20
SCBCR2525M12	SCBCL2525M12	25	25	150	25	22	20			

● 90° SCFCR/L



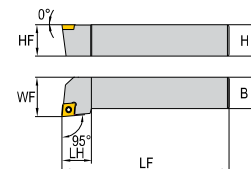
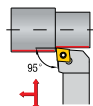
型号		尺寸						刀片	螺钉	扳手
Model		Size(mm)						Insert	Screw	Torx wrench
右刀Right hand	左刀Left hand	H	B	LF	HF	WF	LH			
SCFCR1010F06	SCFCL1010F06	10	10	80	10	12	14	CC□□0602□□	M2.5X6	T-8
SCFCR1212F06	SCFCL1212F06	12	12	80	12	16	14			
SCFCR1616H09	SCFCL1616H09	16	16	100	16	20	16	CC□□09T3□□	M3.5X9	T-15
SCFCR2020K09	SCFCL2020K09	20	20	125	20	25	16			
SCFCR2525M09	SCFCL2525M09	25	25	150	25	32	16			

● 107°30' SDQCR/L



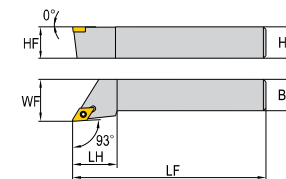
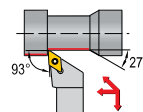
型号		尺寸						刀片	螺钉	扳手
Model		Size(mm)						Insert	Screw	Torx wrench
右刀Right hand	左刀Left hand	H	B	LF	HF	WF	LH			
SDQCR1010F07	SDQCL1010F07	10	10	80	10	12	5	DC□□0702□□	M2.5X8	T-8
SDQCR1212F07	SDQCL1212F07	12	12	80	12	16	13			
SDQCR1212F11	SDQCL1212F11	12	12	80	12	16	14	DC□□11T3□□	M3.5X9	T-15
SDQCR1616H11	SDQCL1616H11	16	16	100	16	20	14			
SDQCR2020K11	SDQCL2020K11	20	20	125	20	25	16			
SDQCR2525M11	SDQCL2525M11	25	25	150	25	32	22			

● 95° SCLCR/L



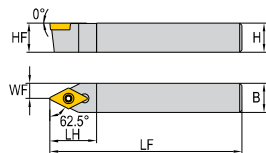
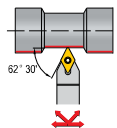
型号		尺寸						刀片	螺钉	扳手
Model		Size(mm)						Insert	Screw	Torx wrench
右刀Right hand	左刀Left hand	H	B	LF	HF	WF	LH			
SCLCR0808F06	SCLCL0808F06	8	8	80	8	10	12	CC□□0602□□	M2.5X6	T-8
SCLCR1010F06	SCLCL1010F06	10	10	80	10	12	12			
SCLCR1212F09	SCLCL1212F09	12	12	80	12	16	16	CC□□09T3□□	M3.5X9	T-15
SCLCR1616H09	SCLCL1616H09	16	16	100	16	20	16			
SCLCR2020K09	SCLCL2020K09	20	20	125	20	25	16			
SCLCR2525M09	SCLCL2525M09	25	25	150	25	32	16			
SCLCR2020K12	SCLCL2020K12	20	20	125	20	25	20	CC□□1204□□	M5X12	T-20
SCLCR2525M12	SCLCL2525M12	25	25	150	25	32	20			
SCLCR3232P12	SCLCL3232P12	32	32	170	32	40	20			

● 93° SDJCR/L



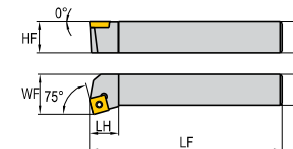
型号		尺寸						刀片	螺钉	扳手
Model		Size(mm)						Insert	Screw	Torx wrench
右刀Right hand	左刀Left hand	H	B	LF	HF	WF	LH			
SDJCR1010F07	SDJCL1010F07	10	10	80	10	12	14	DC□□0702□□	M2.5 X8	T-8
SDJCR1212F07	SDJCL1212F07	12	12	80	12	16	14			
SDJCR1616H07	SDJCL1616H07	16	16	100	16	20	14	DC□□11T3□□	M3.5X9	T-15
SDJCR1212F11	SDJCL1212F11	12	12	80	12	16	20			
SDJCR1616H11	SDJCL1616H11	16	16	100	16	20	20			
SDJCR2020K11	SDJCL2020K11	20	20	125	20	25	20			
SDJCR2525M11	SDJCL2525M11	25	25	150	25	32	22			
SDJCR3232P11	SDJCL3232P11	32	32	170	32	40	23			
SDJCR4040R11	SDJCL4040L11	40	40	200	40	50	25			

● 62°30' SDNCN



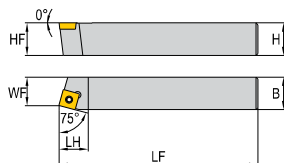
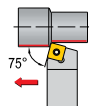
型号 Model	尺寸 Size(mm)							刀片 Insert	螺钉 Screw	扳手 Torx wrench
	H	B	LF	HF	WF	LH				
SDNCN0808F07	8	8	80	8	4	14	DC□□0602□□	M2.5X8	T-8	
SDNCN1010F07	10	10	80	10	5	14				
SDNCN1212F07	12	12	80	12	6	14				
SDNCN1212H11	12	12	100	12	6	21	DC□□11T3□□	M3.5X9	T-15	
SDNCN1616H11	16	16	100	16	8	21				
SDNCN2020K11	20	20	125	20	10	21				
SDNCN2525M11	25	25	150	25	12.5	21				

● 75° SSKCR/L



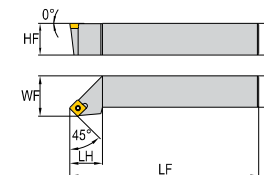
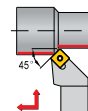
型号 Model		尺寸 Size(mm)						刀片 Insert	螺钉 Screw	扳手 Torx wrench
右刀Right hand	左刀Left hand	H	B	LF	HF	WF	LH			
SSKCR1212F09	SSKCL1212F09	12	12	80	12	16	16	SC□□09T3□□	M3.5X9	T-15
SSKCR1616H09	SSKCL1616H09	16	16	100	16	20	16			
SSKCR2020K09	SSKCL2020K09	20	20	125	20	25	18			
SSKCR2525M09	SSKCL2525M09	25	25	150	25	32	25			
SSKCR2525M12	SSKCL2525M12	25	25	150	25	32	25			
								SC□□1204□□	M3.5X12	T-20

● 75° SSBCR/L



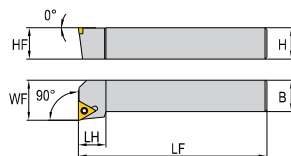
型号 Model		尺寸 Size(mm)							刀片 Insert	螺钉 Screw	扳手 Torx wrench
右刀Right hand	左刀Left hand	H	B	LF	HF	WF	LH				
SSBCR1212F09	SSBCL1212F09	12	12	80	12	9.5	18	SC□□09T3□□	M3.5X9	T-15	
SSBCR1616H09	SSBCL1616H09	16	16	100	16	13	18				
SSBCR2020K09	SSBCL2020K09	20	20	125	20	17	18				
SSBCR2020K12	SSBCL2020K12	20	20	125	20	17	22	SC□□1204□□	M5X12	T-20	
SSBCR2525M12	SSBCL2525M12	25	25	150	25	22	22				

● 45° SSSCR/L



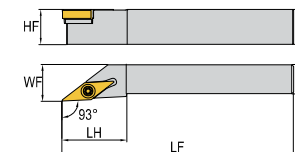
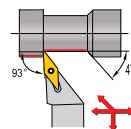
型号 Model		尺寸 Size(mm)						刀片 Insert	螺钉 Screw	扳手 Torx wrench
右刀Right hand	左刀Left hand	H	B	LF	HF	WF	LH			
SSSCR1212F09	SSSCL1212F09	12	12	80	12	16	16	SC□□09T3□□	M3.5X9	T-15
SSSCR1616H09	SSSCL1616H09	16	16	100	16	20	16			
SSSCR2020K09	SSSCL2020K09	20	20	125	20	25	18			
SSSCR2525M09	SSSCL2525M09	25	25	150	25	32	25			
SSSCR2525M12	SSSCL2525M12	25	25	150	25	32	25			
								SC□□1204□□	M5X12	T-20

● 90° STFCR/L



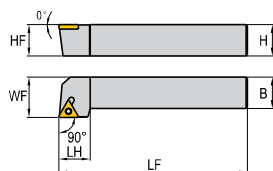
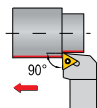
型号		尺寸						刀片	螺钉	扳手
Model		Size(mm)						Insert	Screw	Torx wrench
右刀Right hand	左刀Left hand	H	B	LF	HF	WF	LH			
STFCR1212F09	STFCL1212F09	12	12	80	12	16	14	TC□□0902□□	M2.2X6	T-8
STFCR1212F11	STFCL1212F11	12	12	80	12	16	14	TC□□1102□□	M2.5X6	T-8
STFCR1616H11	STFCL1616H11	16	16	100	16	20	14	TC□□16T3□□	M3.5X9	T-15
STFCR1616H16	STFCL1616H16	16	16	100	16	20	22			
STFCR2020K16	STFCL2020K16	20	20	125	20	25	22			
STFCR2525M16	STFCL2525M16	25	25	150	25	32	22			
STFCR3232P16	STFCL3232P16	32	32	170	32	40	22			

● 93° SVJBR/L



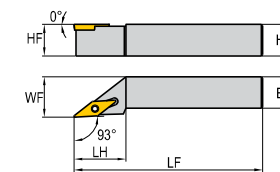
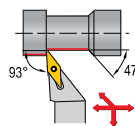
型号		尺寸						刀片	螺钉	扳手
Model		Size(mm)						Insert	Screw	Torx wrench
右刀Right hand	左刀Left hand	H	B	LF	HF	WF	LH			
SVJBR1212F11	SVJBL1212F11	12	12	80	12	16	22	VB□□1103□□	M2.5X8	T-8
SVJBR1616H11	SVJBL1616H11	16	16	100	16	20	25			
SVJBR2020K11	SVJBL2020K11	20	20	125	20	25	32			
SVJBR2525M11	SVJBL2525M11	25	25	150	25	32	38	VB□□1604□□	M3.5X9	T-15
SVJBR1616H16	SVJBL1616H16	16	16	100	16	20	30			
SVJBR2020K16	SVJBL2020K16	20	20	125	20	25	32			
SVJBR2525M16	SVJBL2525M16	25	25	150	25	32	40			
SVJBR3232P16	SVJBL3232P16	32	32	170	32	40	45			

● 90° STGCR/L



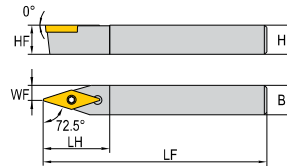
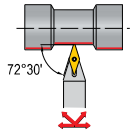
型号		尺寸						刀片	螺钉	扳手
Model		Size(mm)						Insert	Screw	Torx wrench
右刀Right hand	左刀Left hand	H	B	LF	HF	WF	LH			
STGCR1616H11	STGCL1616H11	16	16	100	16	20	14	TC□□1102□□	M2.5X6	T-8
STGCR1616H16	STGCL1616H16	16	16	100	16	20	14	TC□□16T3□□	M3.5X9	T-15
STGCR2020K16	STGCL2020K16	20	20	125	20	25	20			
STGCR2525M16	STGCL2525M16	25	25	150	25	32	20			

● 93° SVJCR/L



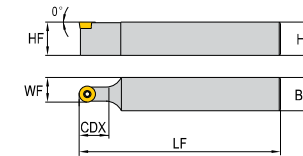
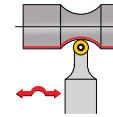
型号		尺寸						刀片	螺钉	扳手
Model		Size(mm)						Insert	Screw	Torx wrench
右刀Right hand	左刀Left hand	H	B	LF	HF	WF	LH			
SVJCR1212F11	SVJCL1212F11	12	12	80	12	16	22	VC□□1103□□	M2.5X8	T-8
SVJCR1616H11	SVJCL1616H11	16	16	100	16	20	25			
SVJCR2020K11	SVJCL2020K11	20	20	125	20	25	32			
SVJCR2525M11	SVJCL2525M11	25	25	150	25	32	38	VC□□1604□□	M3.5X9	T-15
SVJCR1616H16	SVJCL1616H16	16	16	100	16	20	30			
SVJCR2020K16	SVJCL2020K16	20	20	125	20	25	32			
SVJCR2525M16	SVJCL2525M16	25	25	150	25	32	40			
SVJCR3232P16	SVJCL3232P16	32	32	170	32	40	45			

● 72°30'SVVBN



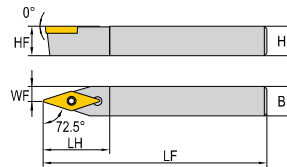
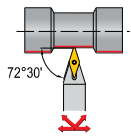
型号 Model	尺寸 Size(mm)						刀片 Insert	螺钉 Screw	扳手 Torx wrench
	H	B	LF	HF	WF	LH			
SVVBN1212F11	12	12	80	12	6	24	VB□□1103□□	M2.5X8	T-8
SVVBN1616H11	16	16	100	16	8	24			
SVVBN2020K11	20	20	125	20	10	24			
SVVBN2525M11	25	25	150	25	12.5	24	VB□□1604□□	M3.5X9	T-15
SVVBN1616H16	16	16	100	16	8	34			
SVVBN2020K16	20	20	125	20	10	34			
SVVBN2525M16	25	25	150	25	12.5	34			
SVVBN3232P16	32	32	170	32	16	34			

● 0° SRDCN



型号 Model	尺寸 Size(mm)						刀片 Insert	螺钉 Screw	扳手 Torx wrench
	H	B	LF	HF	WF	LH			
SRDCN1616H08	16	16	100	16	8	16	RC□□0803□□	M3X8	T-8
SRDCN2020K08	20	20	125	20	10	16			
SRDCN2525M08	25	25	150	25	12.5	16			
SRDCN1616H10	16	16	100	16	8	20.3	RC□□1003□□	M3.5X9	T-15
SRDCN2020K10	20	20	125	20	10	20.3			
SRDCN2525M10	25	25	150	25	12.5	20.3			

● 72°30'SVVCN



型号 Model	尺寸 Size(mm)						刀片 Insert	螺钉 Screw	扳手 Torx wrench
	H	B	LF	HF	WF	LH			
SVVCN1212F11	12	12	80	12	6	24	VB□□1103□□	M2.5X8	T-8
SVVCN1616H11	16	16	100	16	8	24			
SVVCN2020K11	20	20	125	20	10	24			
SVVCN2525M11	25	25	150	25	12.5	24	VB□□1604□□	M3.5X9	T-15
SVVCN1616H16	16	16	100	16	8	34			
SVVCN2020K16	20	20	125	20	10	34			
SVVCN2525M16	25	25	150	25	12.5	34			
SVVCN3232P16	32	32	170	32	16	34			

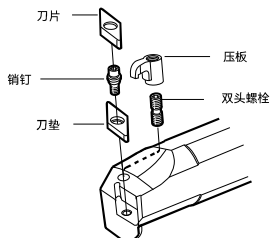
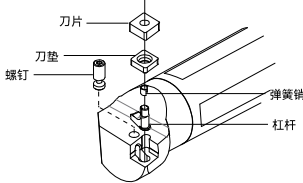
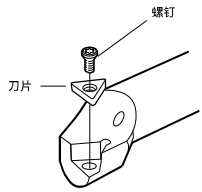
内孔车刀

Internal Turning Tools



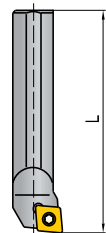
内孔车刀概述

Internal Turning Tools

<p>复合压紧式内孔车刀 Composite Clamping Internal Turning Tools</p> <ul style="list-style-type: none"> ·采用销钉侧压与压板上压 ·使用N 后角刀片（刀片后角为0°），刀片可双面使用 ·坚固的切削刃和牢固的装夹方式为高效率切削提供了可靠的保障 <p>·Locking by pin and clamp simultaneously. ·Negative inserts (0° clearance angle), can be used on both sides. ·The strong cutting edge and firm clamping method provide a reliable guarantee for high-efficiency cutting.</p>	 <p>刀片 销钉 刀垫 压板 双头螺栓</p> <p>负前角内孔车刀 - 刀片安装示意</p>
<p>杠杆压紧式内孔车 Lever Clamping Internal Turning Tools</p> <ul style="list-style-type: none"> ·利用杠杆原理，采用压紧杠杆锁紧刀片 ·使用N 后角刀片（刀片后角为0°），刀片可双面使用 ·切屑由前刀面通畅流出 <p>·Using lever to lock insert. ·Negative inserts (0° clearance angle), can be used on both sides. ·The chips flow smoothly from rake face.</p>	 <p>刀片 刀垫 螺钉 弹簧销 杠杆</p> <p>杠杆压紧式内孔车刀 - 刀片安装示意</p>
<p>螺钉压紧式内孔车刀 Screw Clamping Internal Turning Tool</p> <ul style="list-style-type: none"> ·简单可靠的刀片夹紧方式和极少的备件 ·使用正前角刀片（刀片后角大于0°） ·切屑由前刀面通畅流出 <p>·Simple and reliable insert clamping and simple spare parts. ·Use positive inserts (insert clearance greater than 0°). ·The chips flow smoothly from rake face.</p>	 <p>螺钉 刀片</p> <p>螺钉压紧内孔车刀 - 刀片安装示意</p>

内孔车刀型号编制说明

Code Key for Boring Bar System



1 刀具材料 Tool Material
S 钢制刀杆
H 硬质合金刀杆
A 内冷式钢制刀杆

3 刀具长度 Tool length	
A = 32	P = 170
B = 40	Q = 180
C = 50	R = 200
D = 60	S = 250
E = 70	T = 300
F = 80	U = 350
G = 90	V = 400
H = 100	W = 450
J = 110	Y = 500
K = 125	X = 特殊
= 140	
M = 150	
N = 160	

5 刀片形状 Insert Shape
T
S
C
D
V
W

7 刀片后角 Insert Clearance angle
B
C
P
N

9 刀片尺寸 Insert size
T
S
P
D
V
W

S	32	U	-	S	T	F	C	R	16	-	
1	2	3		4	5	6	7	8	9		10

2 刀杆直径 Tool holder diameter

4 压紧方式 Clamping System
C
M
P
S

6 刀具形式 Tool Style
K
F
U
L
Q
J
N

8 切削方向 Cutting Direction
R
L

10 制造商代码 Manufacturer Code
D= 加大偏置 f+1.0mm
E= 加大偏置 f+2.0mm
X= 背镗

N	S	X 其它 Special
---	---	--------------

负前角内孔车刀主偏角

Entering Angle of Boring Tools for Positive Inserts

内孔加工 Internal

90°主偏角 Entering Angle 90°



T型刀片

S..MTFNR/L
A..MTFNR/L

75°主偏角 Entering Angle 75°



S型刀片

S..MSKNR/L
A..MSKNR/L

95°主偏角 Entering Angle 95°



C型刀片

S..MCLNR/L
A..MCLNR/L
S..PCLNR/L



W型刀片

S..MWLNR/L
A..MWLNR/L

内孔加工 Internal

93°主偏角 Entering Angle 93°



D型刀片

S..MDUNR/L
A..MDUNR/L
S..PDUNR/L

轮廓加工 Internal Profile

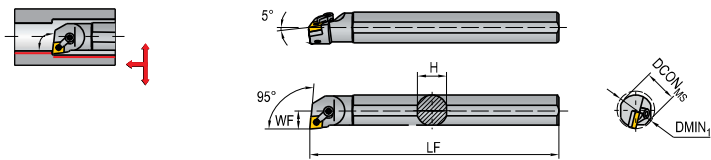
93°主偏角 Entering Angle 93°



D型刀片

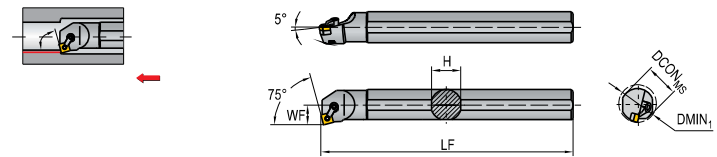
A..MDUNR/L

● 95° S..MCLNR/L



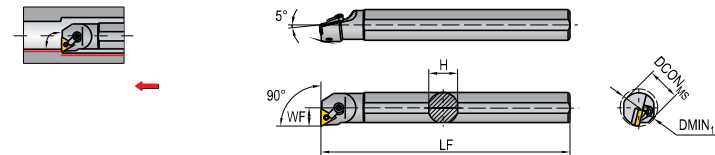
型号		尺寸					刀片	刀垫	销钉	压板	双头螺栓	扳手
Model		Size(mm)										
右刀Right hand	左刀Left hand	DMIN ₁	DCON _{ns}	WF	LF	H	Insert	Shim	Lock pin	Clamp	Clamp screw	Hex wrench
S16Q-MCLNR09	S16Q-MCLNL09	Φ22	16	11	180	15	CN□□0903□□	X	CTM509	HL1511	ML0519	L2.0,L2.5
S20Q-MCLNR09	S20Q-MCLNL09	Φ26	20	13	180	18		MC0903				
S20Q-MCLNR12	S20Q-MCLNL12	Φ26	20	13	180	18	CN□□1204□□	X	CTM613	HL1812	ML0622	L2.0,L3.0
S25R-MCLNR12	S25L-MCLNL12	Φ34	25	17	200	23		MC1204				
S32S-MCLNR12	S32S-MCLNL12	Φ45	32	22.5	250	30	CN□□1204□□	MC1204	CTM617	HL1814	ML0625	L2.5,L3.0
S40T-MCLNR12	S40T-MCLNL12	Φ54	40	27	300	38						
S50U-MCLNR12	S50U-MCLNL12	Φ62	50	31	350	48	CN□□1606□□	MC1604	CTM822	HL2217	ML0830	L4.0
S60V-MCLNR12	S60V-MCLNL12	Φ72	60	36	400	58						
S32S-MCLNR16	S32S-MCLNL16	Φ45	32	22.5	250	30	CN□□1606□□	MC1604	CTM822	HL2217	ML0830	L4.0
S40T-MCLNR16	S40T-MCLNL16	Φ52	40	27	300	38						
S50U-MCLNR19	S50U-MCLNL19	Φ62	50	31	350	48	CN□□1906□□	MC1904	CTM1022	HL2217	ML0830	L4.0

● 75° S..MSKNR/L

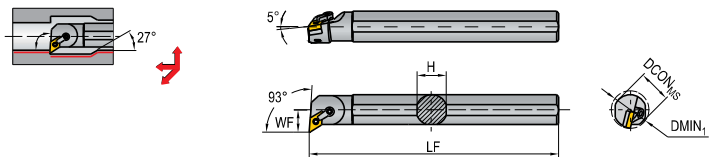


型号		尺寸					刀片	刀垫	销钉	压板	双头螺栓	扳手
Model		Size(mm)										
右刀Right hand	左刀Left hand	DMIN ₁	DCON _{ns}	WF	LF	H	Insert	Shim	Lock pin	Clamp	Clamp screw	Hex wrench
S20Q-MSKNR12	S20Q-MSKNL12	Φ28	20	13	180	18	SN□□1204□□	X	CTM613	HL1812	ML0622	L2.5,L3.0
S25R-MSKNR12	S25R-MSKNL12	Φ34	25	17	200	23						
S32S-MSKNR12	S32S-MSKNL12	Φ44	32	22	250	30		MS1204	CTM617	HL1814	ML0625	L2.5,L3.0
S40T-MSKNR12	S40T-MSKNL12	Φ54	40	27	300	38						
S50U-MSKNR12	S50U-MSKNL12	Φ62	50	34	350	48						

● 90° S..MTFNR/L



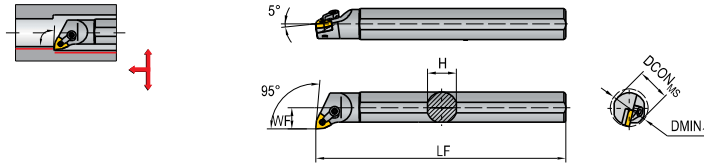
● 93° S..MDUNR/L



型号		尺寸					刀片	刀垫	销钉	压板	双头螺栓	扳手
Model		Size(mm)										
右刀Right hand	左刀Left hand	DMIN ₁	DCON _{ns}	WF	LF	H	Insert	Shim	Lock pin	Clamp	Clamp screw	Hex wrench
S25R-MDUNR11	S25R-MDUNL11	Φ34	25	17	200	23	DN□□1104□□	X	CTM510	HL2114	ML0625	L2.5,L3.0
S25R-MDUNR15	S25R-MDUNL15	Φ34	25	17	200	23		MC1604				
S32S-MDUNR15	S32S-MDUNL15	Φ44	32	22	250	30	DN□□1504□□	MD1504	CTM617	HL2114	ML0625	L2.5,L3.0
S40T-MDUNR15	S40T-MDUNL15	Φ54	40	27	300	38						
S50U-MDUNR15	S50U-MDUNL15	Φ62	50	32	350	48	CN□□1504□□	MD1504	CTM617	HL2114	ML0625	L2.5,L3.0

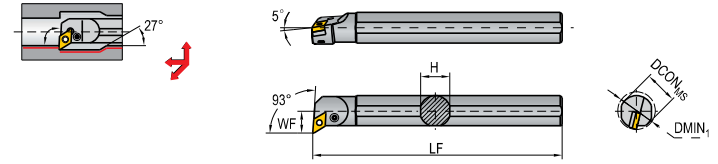
型号		尺寸					刀片	刀垫	销钉	压板	双头螺栓	扳手
Model		Size(mm)										
右刀Right hand	左刀Left hand	DMIN ₁	DCON _{ns}	WF	LF	H	Insert	Shim	Lock pin	Clamp	Clamp screw	Hex wrench
S20Q-MTFNR16	S20Q-MTFNL16	Φ28	20	13	180	18	TN□□1604□□	X	CTM510	HL1812	ML0622	L2.0,L3.0
S25R-MTFNR16	S25R-MTFNL16	Φ34	25	17	200	23						
S32S-MTFNR16	S32S-MTFNL16	Φ45	32	22	250	30		MT1603	CTM513	HL1814	ML0625	L2.0,L3.0
S40T-MTFNR16	S40T-MTFNL16	Φ52	40	27	300	38						
S50U-MTFNR16	S50U-MTFNL16	Φ62	50	31	350	48						
S40T-MTFNR22	S40T-MTFNL22	Φ52	40	27	300	38	TN□□2204□□	MT2204	CTM617	HL1917	ML0830	L2.5,L4.0
S50U-MTFNR22	S50U-MTFNL22	Φ62	50	31	350	48						

● 95° S..MWLNR/L



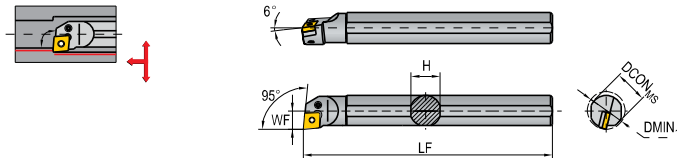
型号		尺寸						刀片	刀垫	销钉	压板	双头螺栓	扳手
Model		Size(mm)						Insert	Shim	Lock pin	Clamp	Clamp screw	Hex wrench
右刀Right hand	左刀Left hand	DMIN ₁	DCON _{us}	WF	LF	H							
S16Q-MWLNR06	S16Q-MWLNLR06	Φ25	16	11	180	15	WN□□0604□□	X	CTM510	HL1511	ML0519	L2.0,L2.5	
S20Q-MWLNR06	S20Q-MWLNLR06	Φ30	20	13	180	18				HL1814	ML0625		L2.0,3.0
S25R-MWLNR06	S25R-MWLNLR06	Φ34	25	17	200	23	WN□□0804□□	X	CTM613	HL1814	ML0622	L2.5,3.0	
S20Q-MWLNR08	S20Q-MWLNLR08	Φ30	20	13	180	18							
S25R-MWLNR08	S25R-MWLNLR08	Φ34	25	17	200	23							
S32S-MWLNR08	S32S-MWLNLR08	Φ44	32	22	250	30							
S40T-MWLNR08	S40T-MWLNLR08	Φ52	40	27	300	38							
S50U-MWLNR08	S50U-MWLNLR08	Φ62	50	31	350	48	MW0804	CTM617	HL1814	ML0625			

● 93° S..PDUNR/L



型号		尺寸						刀片	刀垫	销钉	压板	双头螺栓	扳手
Model		Size(mm)						Insert	Shim	Lock pin	Clamp	Clamp screw	Hex wrench
右刀Right hand	左刀Left hand	DMIN ₁	DCON _{us}	WF	LF	H							
S20Q-PDUNR-11	S20Q-PDUNLR-11	Φ26	20	13	180	18	DN□□1104□□	LV3D	VHX0512B	X	X	L2.0	
S25R-PDUNR-11	S25R-PDUNLR-11	Φ34	25	17	200	23							
S32S-PDUNR-11	S32S-PDUNLR-11	Φ44	32	22	250	30	DN□□1506□□	LV3	VHX0617	SD317	SP3	L2.5	
S32S-PDUNR-1506	S32S-PDUNLR-1506	Φ44	32	22	250	30							
S40T-PDUNR-1506	S40T-PDUNLR-1506	Φ54	40	27	300	38							
S50U-PDUNR-1506	S50U-PDUNLR-1506	Φ64	50	32	350	48							

● 95° S..PCLNR/L



型号		尺寸						刀片	刀垫	销钉	压板	双头螺栓	扳手
Model		Size(mm)						Insert	Shim	Lock pin	Clamp	Clamp screw	Hex wrench
右刀Right hand	左刀Left hand	DMIN ₁	DCON _{us}	WF	LF	H							
S16Q-PCLNR-09	S16Q-PCLNLR-09	Φ20	16	11	180	15	CN□□0903□□	LV3C	VHX0509B	X	X	L2.0	
S20Q-PCLNR-09	S20Q-PCLNLR-09	Φ26	20	13	180	18							
S25R-PCLNR-09	S25R-PCLNLR-09	Φ32	25	17	200	23							
S25R-PCLNR-12	S25R-PCLNLR-12	Φ34	25	17	200	23	CN□□1204□□	LV4A	VHX0613A	SC42	SP4	L2.5	
S32S-PCLNR-12	S32S-PCLNLR-12	Φ44	32	22	250	30							
S40T-PCLNR-12	S40T-PCLNLR-12	Φ54	40	27	300	38							
S50U-PCLNR-12	S50U-PCLNLR-12	Φ62	50	35	350	48							
S50U-PCLNR-19	S50U-PCLNLR-19	Φ62	50	35	350	48	CN□□1906□□	LV6N	VHX1207	SC63	SP6	L4.0	

正前角内孔车刀主偏角

Entering Angle of Internal Boring Tools for Positive Inserts

内孔加工 Internal

90°主偏角 Entering Angle 90°



T型刀片

S..STFCR/L

75°主偏角 Entering Angle 75°



S型刀片

S..SSKCR/L

95°主偏角 Entering Angle 95°



C型刀片

S..SCLCR/L
A..SCLCR/L

内孔加工 Internal

107°30'主偏角 Entering Angle 107°30'



D型刀片

S..SDQCR/L



V型刀片

S..SVQCR/L
A..SVQCR/L

93°主偏角 Entering Angle 93°



D型刀片

S..SDUCR/L
A..SDUCR/L

V型刀片

S..SVUCR/L
A..SVUCR/L

背镗 Back Boring

93°主偏角 Entering Angle 93°



D型刀片

S..SDUCR/L→X
A..SDUCR/L→X

轮廓加工 Internal Profile

107°30'主偏角 Entering Angle 107°30'



D型刀片

S..SDQCR/L



V型刀片

S..SVQCR/L
A..SVQCR/L

93°主偏角 Entering Angle 93°



D型刀片

S..SDUCR/L
A..SDUCR/L

V型刀片

S..SVUCR/L
A..SVUCR/L

内球面车削 Internal Spherical

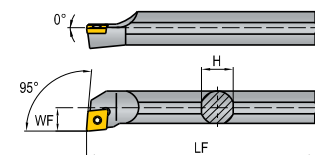
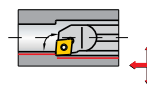
93°主偏角 Entering Angle 93°



V型刀片

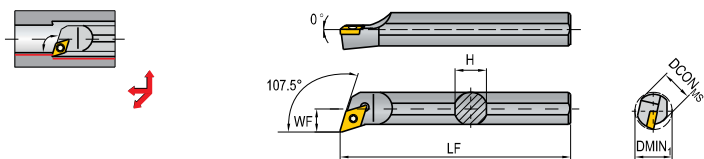
S..SVJCR/L
A..SVJCR/L

● 95°S..SCLCR/L



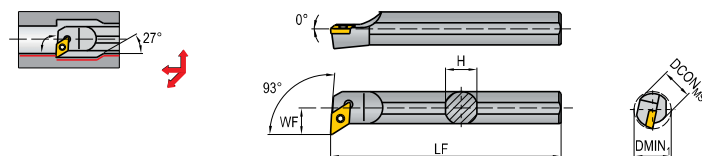
型号		尺寸					刀片	螺钉	扳手
Model		Size(mm)					Insert	Screw	Hex wrench
右刀Right hand	左刀Left hand	DMIN _I	DCON _H	WF	LF	H			
S07K-SCLCR06B	S07K-SCLCL06B	Φ9	8	4.2	125	7	CC□□0602□□	M2.5X5	
S08K-SCLCR06B	S08K-SCLCL06B	Φ10	8	5	125	7			
S08K-SCLCR06-A16B	S08K-SCLCL06-A16B	Φ10	16	5	125	15		M2.5X6	
S10K-SCLCR06B	S10K-SCLCL06B	Φ12	10	6	125	9			
SI0K-SCLCR06-A16B	SI0K-SCLCL06-A16B	Φ12	16	6	125	15	CC□□09T3□□	M3.5X9	
S12M-SCLCR06B	S12M-SCLCL06B	Φ14	12	7	150	11			
S12M-SCLCR09B	S12M-SCLCL09B	Φ15	12	8	150	11		T-15	
S14M-SCLCR09B	S14M-SCLCL09B	Φ16	14	8	150	13			
S16Q-SCLCR09B	S16Q-SCLCL09B	Φ19	16	9.5	180	15	CC□□1204□□	M5X12	
S20Q-SCLCR09B	S20Q-SCLCL09B	Φ23	20	11.5	180	18			
S25R-SCLCR09B	S25R-SCLCL09B	Φ28	25	14	200	23		T-20	
S32S-SCLCR09B	S32S-SCLCL09B	Φ36	32	18	250	30			
S20Q-SCLCR12B	S20Q-SCLCL12B	Φ24	20	12	180	18	M5X12	T-20	
S25R-SCLCR12B	S25R-SCLCL12B	Φ34	25	14.5	200	23			
S32S-SCLCR12B	S32S-SCLCL12B	Φ36	32	18	250	30		T-20	
S40T-SCLCR12B	S40T-SCLCL12B	Φ44	40	22	300	38			

● 107°30'S..SDQCR/L



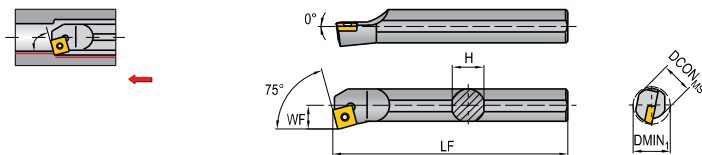
型号		尺寸						刀片	螺钉	扳手
Model		Size(mm)								
右刀Right hand	左刀Left hand	DMIN ₁	DCON _{ns}	WF	LF	H	Insert	Screw	Hex wrench	
S08K-SDQCR07	S08K-SDQCL07	Φ12	8	6	125	7				DC□□0702□□
S10K-SDQCR07	S10K-SDQCL07	Φ13	10	7	125	9	M2.5X6			
S12M-SDQCR07	S12M-SDQCL07	Φ16	12	9	150	11				
S16Q-SDQCR07	S16Q-SDQCL07	Φ20	16	11	180	15				
S20Q-SDQCR07	S20Q-SDQCL07	Φ25	20	13	180	18				
S16Q-SDQCR11	S16Q-SDQCL11	Φ20	16	11	180	15	DC□□11T3□□	M3.5X9	T-15	
S20Q-SDQCR11	S20Q-SDQCL11	Φ25	20	13	180	18				
S25R-SDQCR11	S25R-SDQCL11	Φ32	25	17	200	23				
S25R-SDQCR11	S25R-SDQCL11	Φ40	32	22	250	30				

● 93°S..SDUCR/L



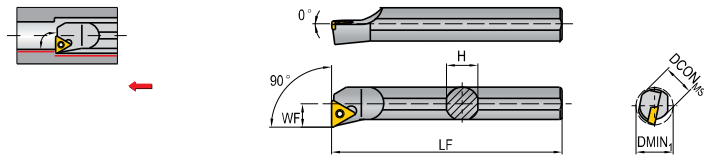
型号		尺寸						刀片	螺钉	扳手
Model		Size(mm)								
右刀Right hand	左刀Left hand	DMIN ₁	DCON _{ns}	WF	LF	H	Insert	Screw	Hex wrench	
S08K-SDUCR07	S08K-SDUCL07	Φ12	8	8	125	7				DC□□0702□□
S10K-SDUCR07	S10K-SDUCL07	Φ15	10	8	125	9	M2.5X6			
S12M-SDUCR07	S12M-SDUCL07	Φ16	12	9	150	11				
S16Q-SDUCR07	S16Q-SDUCL07	Φ20	16	11	180	15				
S16Q-SDUCR11	S16Q-SDUCL11	Φ20	16	13	180	15	DC□□11T3□□	M3.5X9	T-15	
S20Q-SDUCR11	S20Q-SDUCL11	Φ25	20	14.5	180	18				
S25R-SDUCR11	S25R-SDUCL11	Φ32	25	17	200	23				
S32S-SDUCR11	S32S-SDUCL11	Φ40	32	22	250	30				
S40T-SDUCR11	S40T-SDUCL11	Φ46	40	25	300	38				
S50U-SDUCR11	S50U-SDUCL11	Φ58	50	31	350	48				

● 75°S..SSKCR/L



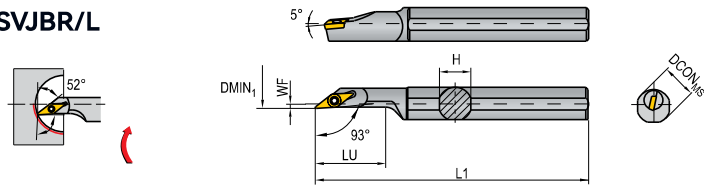
型号		尺寸						刀片	螺钉	扳手
Model		Size(mm)								
右刀Right hand	左刀Left hand	DMIN ₁	DCON _{ns}	WF	LF	H	Insert	Screw	Hex wrench	
S12M-SSKCR09	S12M-SSKCL09	Φ15	12	8.5	150	11				SC□□09T3□□
S16Q-SSKCR09	S16Q-SSKCL09	Φ19	16	10.5	180	15				
S20Q-SSKCR09	S20Q-SSKCL09	Φ25	20	13	180	18				
S25R-SSKCR09	S25R-SSKCL09	Φ28	25	15	200	23				

● 90°S..STFCR/L



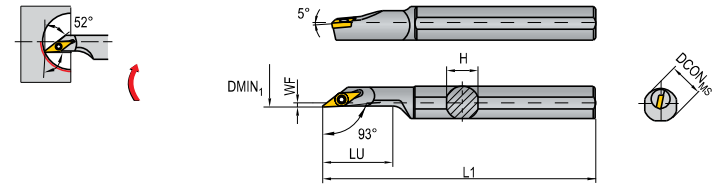
型号		尺寸						刀片	螺钉	扳手
Model		Size(mm)						Insert	Screw	Hex wrench
右刀Right hand	左刀Left hand	DMIN ₁	DCON ₁₆₅	WF	LF	H				
S08K-STFCR09B	S08K-STFCL09B	Φ10	8	5.5	125	7	TC□□0902□□	M2.2X5	T6	
S10K-STFCR09B	S10K-STFCL09B	Φ12	10	6	125	9				
S12M-STFCR09B	S12M-STFCL09B	Φ14	12	7	150	11				
S10K-STFCR11B	S10K-STFCL11B	Φ12	10	6	125	9	TC□□1102□□	M2.5X6	T-8	
S12M-STFCR11B	S12M-STFCL11B	Φ14	12	7	150	11				
S16Q-STFCR11B	S16Q-STFCL11B	Φ18	16	9	180	15				
S20Q-STFCR11B	S20Q-STFCL11B	Φ21	20	11	180	18	TC□□160T3□□	M3.5X9	T-15	
S16Q-STFCR16B	S16Q-STFCL16B	Φ18	16	9.5	180	15				
S20Q-STFCR16B	S20Q-STFCL16B	Φ22	20	11.5	180	18				
S25R-STFCR16B	S25R-STFCL16B	Φ27	25	14	200	23				
S32S-STFCR16B	S32S-STFCL16B	Φ34	32	17.5	250	30				
S40T-STFCR16B	S40T-STFCL16B	Φ42	40	21.5	300	38				
S50U-STFCR16B	S50U-STFCL16B	Φ52	50	26.5	350	48				

● 93°S..SVJBR/L



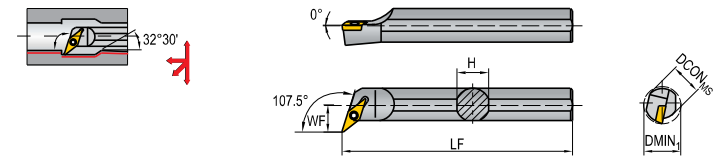
型号		尺寸						刀片	螺钉	扳手
Model		Size(mm)						Insert	Screw	Hex wrench
右刀Right hand	左刀Left hand	DMIN ₁	DCON ₁₆₅	WF	LF	H				
S10K-SVJBR11B	S10K-SVJBL11B	Φ11	10	6	125	9	VB□□1103□□	M2.5X6	T-8	
S12M-SVJBR11B	S12M-SVJBL11B	Φ14	12	7	150	11				
S16Q-SVJBR11B	S16Q-SVJBL11B	Φ18	16	9.5	180	15				
S20Q-SVJBR11B	S20Q-SVJBL11B	Φ22	20	11.5	180	18	VB□□1604□□	M3.5X9	T-15	
S16Q-SVJBR16B	S16Q-SVJBL16B	Φ22	16	11.5	180	15				
S20Q-SVJBR16B	S20Q-SVJBL16B	Φ22	20	11.5	180	18				
S25R-SVJBR16B	S25R-SVJBL16B	Φ27	25	14	200	23				

● 93°S..SVJCR/L



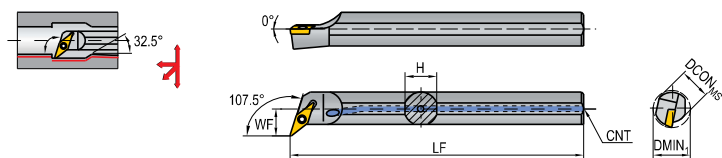
型号		尺寸						刀片	螺钉	扳手
Model		Size(mm)						Insert	Screw	Hex wrench
右刀Right hand	左刀Left hand	DMIN ₁	DCON ₁₆₅	WF	LF	H				
S10K-SVJCR11	S10K-SVJCL11	Φ12	10	6	125	9	VC□□1103□□	M2.5X6	T-8	
S12M-SVJCR11	S12M-SVJCL11	Φ14	12	7	150	11				
S16Q-SVJCR11	S16Q-SVJCL11	Φ18	16	9.5	180	15				
S20Q-SVJCR11	S20Q-SVJCL11	Φ22	20	11.5	180	18	VC□□1604□□	M3.5X9	T-15	
S16Q-SVJCR16	S16Q-SVJCL16	Φ18	16	9.5	180	15				
S20Q-SVJCR16	S20Q-SVJCL16	Φ22	20	11.5	180	18				
S25R-SVJCR16	S25R-SVJCL16	Φ27	25	14	200	23				

● 107°30'S..SVQBR/L



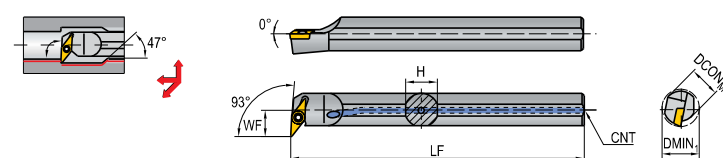
型号		尺寸						刀片	螺钉	扳手
Model		Size(mm)						Insert	Screw	Hex wrench
右刀Right hand	左刀Left hand	DMIN ₁	DCON ₁₆₅	WF	LF	H				
S12M-SVQBR11	S12M-SVQBL11	Φ18	12	10	150	11	VB□□1103□□	M2.5X6	T-8	
S16Q-SVQBR11	S16Q-SVQBL11	Φ20	16	11.5	180	15				
S20Q-SVQBR11	S20Q-SVQBL11	Φ24	20	14	180	18				
S20Q-SVQBR16	S20Q-SVQBL16	Φ27	20	14	180	18	VB□□1604□□	M3.5X9	T-15	
S25R-SVQBR16	S25R-SVQBL16	Φ32	25	17	200	23				
S32S-SVQBR16	S32S-SVQBL16	Φ40	32	22.5	250	30				
S40T-SVQBR16	S40T-SVQBL16	Φ50	40	27	300	38				
S50U-SVQBR16	S50U-SVQBL16	Φ57	50	32	350	48				

● 107°30'S..SVQCR/L



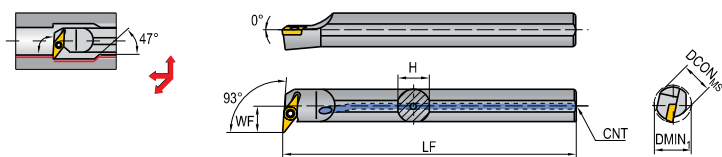
型号		尺寸					刀片	螺钉	扳手
Model		Size(mm)							
右刀Right hand	左刀Left hand	DMIN ₁	DCON _{ns}	WF	LF	H			
S12M-SVQCR11	S12M-SVQCL11	Φ16	12	10	150	11	VC□□1103□□	M2.5X6	T-8
S16Q-SVQCR11	S16Q-SVQCL11	Φ20	16	11.5	180	15		M2.5X8	
S20Q-SVQCR11	S20Q-SVQCL11	Φ27	20	14	180	18			
S20Q-SVQCR16	S20Q-SVQCL16	Φ27	20	14	180	18	VC□□1604□□	M3.5X9	T-15
S25R-SVQCR16	S25R-SVQCL16	Φ27	20	14	180	18			
S25R-SVQCR16	S25R-SVQCL16	Φ32	25	17	200	23			
S32S-SVQCR16	S32S-SVQCL16	Φ42	32	22.5	250	30			
S40T-SVQCR16	S40T-SVQCL16	Φ50	40	27	300	38			
S50U-SVQCR16	S50U-SVQCL16	Φ57	50	32	350	48			

● 93°S..SVUCR/L



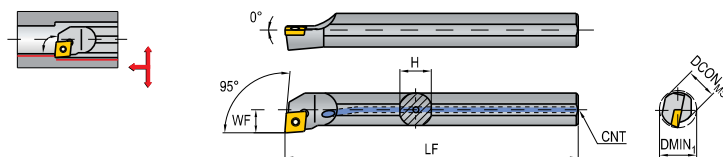
型号		尺寸					刀片	螺钉	扳手
Model		Size(mm)							
右刀Right hand	左刀Left hand	DMIN ₁	DCON _{ns}	WF	LF	H			
S16Q-SVUCR11	S16Q-SVUCL11	Φ20	16	11.5	180	15	VC□□1103□□	M2.5X6	T-8
S20Q-SVUCR11	S20Q-SVUCL11	Φ25	20	14	180	18		M2.5X8	
S20R-SVUCR16	S20R-SVUCL16	Φ29	20	19	200	18	VC□□1604□□	M3.5X9	T-15
S25R-SVUCR16	S25R-SVUCL16	Φ36	25	20	200	23			
S32R-SVUCR16	S32R-SVUCL16	Φ42	32	22.5	250	30			
S40T-SVUCR16	S40T-SVUCL16	Φ50	40	27	300	38			

● 93°S..SVUBR/L



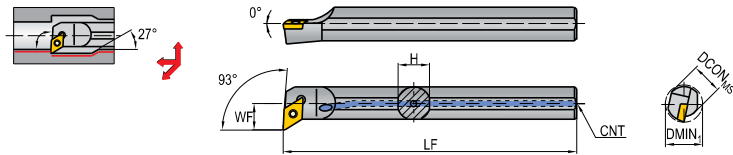
型号		尺寸					刀片	螺钉	扳手
Model		Size(mm)							
右刀Right hand	左刀Left hand	DMIN ₁	DCON _{ns}	WF	LF	H			
S16Q-SVUBR11	S16Q-SVUBL11	Φ22	16	12	180	15	VB□□1103□□	M2.5X6	T-8
S20Q-SVUBR11	S20Q-SVUBL11	Φ27	20	14	180	18		M2.5X8	
S20R-SVUBR16	S20R-SVUBL16	Φ34	20	19	200	18	VB□□1604□□	M3.5X9	T-15
S25R-SVUBR16	S25R-SVUBL16	Φ36	25	20	200	23			
S32R-SVUBR16	S32R-SVUBL16	Φ40	32	22.5	200	30			
S40T-SVUBR16	S40T-SVUBL16	Φ50	40	27	300	38			
S40T-SVUBR16	S40T-SVUBL16	Φ50	40	27	300	38			

● 95°A..SCLCR/L



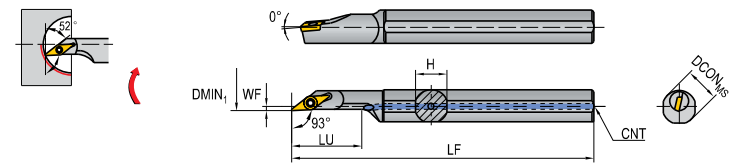
型号		尺寸					刀片	螺钉	扳手
Model		Size(mm)							
右刀Right hand	左刀Left hand	DMIN ₁	DCON _{ns}	WF	LF	H			
A08K-SCLCR06-AV	A08K-SCLCL06-AV	Φ10	8	5	125	7	CC□□0602□□	M2.5X5	T-8
A10K-SCLCR06-AV	A10K-SCLCL06-AV	Φ11	10	6	125	9		M2.5X6	
A12M-SCLCR06-AV	A12M-SCLCL06-AV	Φ13	12	7	150	11			
A16Q-SCLCR09-AV	A16Q-SCLCL09-AV	Φ17	16	9.5	180	15	CC□□09T3□□	M3.5X9	T-15
A20R-SCLCR09-AV	A20R-SCLCL09-AV	Φ21	20	11	200	19			
A25S-SCLCR09-AV	A25S-SCLCL09-AV	Φ27	25	13.5	250	24			

● 93°A..SDUCR/L



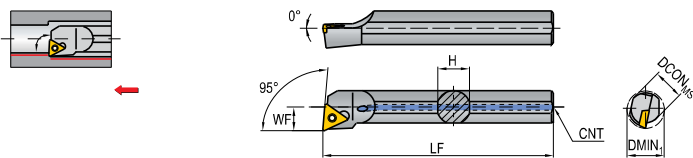
型号		尺寸					刀片	螺钉	扳手
Model		Size(mm)							
右刀Right hand	左刀Left hand	DMIN ₁	DCON _{ns}	WF	LF	H			
A16Q-SDUCR07-14AV	A16Q-SDUCL07-14AV	Φ14	16	10.8	180	15	DC□□0702□□	M2.5X6	T-8
A20R-SDUCR11-20AV	A20R-SDUCL11-20AV	Φ20	20	15.6	200	19	DC□□11T3□□	M3.5X9	T-15
A10K-SDUCR07AV	A10K-SDUCL07AV	Φ14	10	8.7	125	9	DC□□0702□□	M2.5X6	T-8
A12M-SDUCR07AV	A12M-SDUCL07AV	Φ16	12	9.7	150	11			
A16Q-SDUCR07AV	A16Q-SDUCL07AV	Φ20	16	11.7	180	15			
A16Q-SDUCR11AV	A16Q-SDUCL11AV	Φ23	16	14.5	180	15			
A20R-SDUCR11AV	A20R-SDUCL11AV	Φ27	20	16.5	200	19	DC□□11T3□□	M3.5X9	T-15
A25S-SDUCR11AV	A25S-SDUCL11AV	Φ32	25	19	250	23			

● 93°A..SVJ(C)(B)R/L



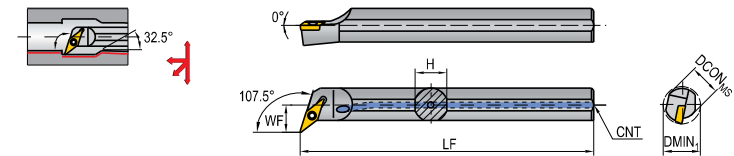
型号		尺寸					刀片	螺钉	扳手
Model		Size(mm)							
右刀Right hand	左刀Left hand	DMIN ₁	DCON _{ns}	WF	LF	H			
A12M-SVJCR08AV	A12M-SVJCL08AV	Φ16	12	2	150	11	VC□□0802□□	M2.0X5	T-6
A16Q-SVJCR08AV	A16Q-SVJCL08AV	Φ20	16	2	180	15			
A20R-SVJBR11AV	A20R-SVJBL11AV	Φ25	20	2	200	19	VB□□1103□□	M2.5X8	T-8
A25S-SVJBR11AV	A25S-SVJBL11AV	Φ30	25	3.5	250	23	VB□□1604□□	M3.5X9	T-15
A32S-SVJBR16AV	A32S-SVJBL16AV	Φ40	32	3.5	250	30			
A40S-SVJBR16AV	A40S-SVJBL16AV	Φ50	40	4.5	250	38			

● 95°A..STUCR/L



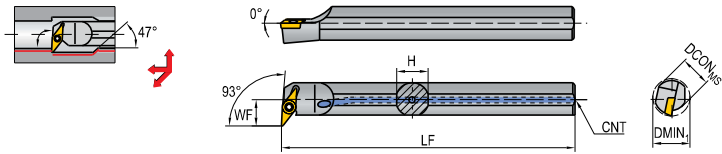
型号		尺寸					刀片	螺钉	扳手
Model		Size(mm)							
右刀Right hand	左刀Left hand	DMIN ₁	DCON _{ns}	WF	LF	H			
A08K-STUCR09AV	A08K-STUCL09AV	Φ9	8	5	125	7	TC□□0902□□	M2.2X5	T-6
A10K-STUCR09AV	A10K-STUCL09AV	Φ12	10	6.2	125	9			
A10K-STUCR11AV	A10K-STUCL11AV	Φ12	10	6.2	125	9	TC□□1102□□	M2.5X6	T-8
A12M-STUCR11AV	A12M-STUCL11AV	Φ14	12	7.2	150	11			
A16Q-STUCR11AV	A16Q-STUCL11AV	Φ18	16	9.2	180	15			
A20R-STUCR11AV	A20R-STUCL11AV	Φ22	20	11.2	200	19			

● 107°30'A..SVQ(C)(B)R/L



型号		尺寸					刀片	螺钉	扳手
Model		Size(mm)							
右刀Right hand	左刀Left hand	DMIN ₁	DCON _{ns}	WF	LF	H			
A10K-SVQCR08AV	A10K-SVQCL08AV	Φ14	10	8.5	125	9	VC□□0802□□	M2.0X5	T-6
A12M-SVQBR11AV	A12M-SVQBL11AV	Φ17	12	10	150	11			
A16Q-SVQBR11AV	A16Q-SVQBL11AV	Φ22	16	11.5	180	15	VB□□1103□□	M2.5X8	T-8
A20R-SVQBR11AV	A20R-SVQBL11AV	Φ26	20	14	200	18	VB□□1604□□	M3.5X9	T-15
A25S-SVQBR16AV	A25S-SVQBL16AV	Φ31	25	17	250	23			
A32S-SVQBR16AV	A32S-SVQBL16AV	Φ39	32	22.5	250	30			

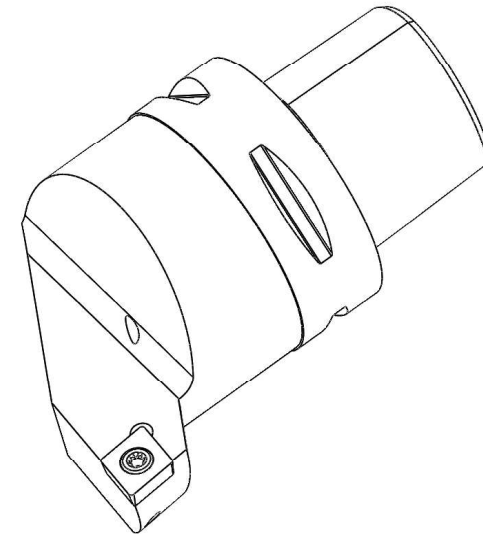
● 93°A..SVU(C)(B)R/L



型号		尺寸					刀片	螺钉	扳手
Model		Size(mm)					Insert	Screw	Hex wrench
右刀Right hand	左刀Left hand	DMIN _I	DCON _{ins}	WF	LF	H			
A12M-SVUCR08AV	A12M-SVUCL08AV	Φ18	12	11.5	150	11	VC□□0802□□	M2.0X5	T-6
A16Q-SVUBR11AV	A16Q-SVUBL11AV	Φ24	16	12	180	15	VB□□1103□□	M2.5X8	T-8
A20R-SVUBR11AV	A20R-SVUBL11AV	Φ28	20	14	200	18			
A25S-SVUBR16AV	A25S-SVUBL16AV	Φ34	25	20.5	250	23	VB□□1604□□	M3.5X9	T-15
A32S-SVUBR16AV	A32S-SVUBL16AV	Φ44	32	28	250	30			

多棱锥柄车刀

Multi Pyramid Handle Turning Tool



当您需要时

一切为了满足客户需求，当您需要符合 ISO26623 标准的 C4、C5、C6、C8 接口多棱锥柄车刀时，请向成都邦普公司销售经理询问有关情况。

When you need C4, C5, C6, and C8 interface multi-pyramid handle turning tools that meet the ISO26623 standard, please inquire with the sales engineer.

PSC

带法兰接触的多棱锥接口 (GB/T 32557/ISO 26623)

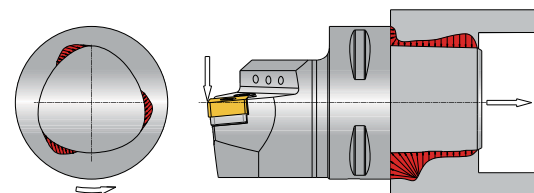
Multi-pyramid Interface With Flange



PSC产品整体解决方案助您的效切削加工!
PSC comprehensive product solution helps you achieve efficient cutting processing!

PSC 工具接口介绍

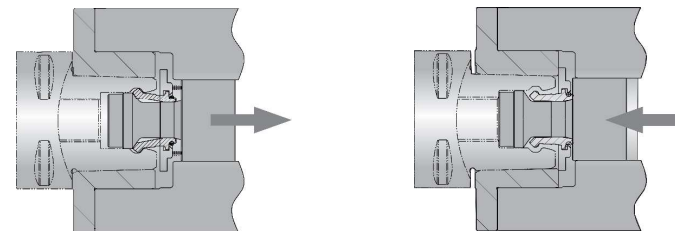
PSC Interface Introduction



- PSC 是一种采用三棱锥定位，并实现棱锥与法兰端面同时定位与夹紧的工具接口，现已纳入 ISO 及国家标准。其具有以下特点：

PSC is a tool interface that uses a triangular pyramid positioning and achieves simultaneous positioning and clamping of the pyramid and flange ends. It has been incorporated into ISO and national standards. It has the following characteristics:

高刚性 High rigidity	三棱锥与端 同时定位与夹紧，使其具有极佳的抗弯与抗扭能 ，可以提升刀具的切削性能，获得更高的加工效率。 The simultaneous positioning and clamping of the triangular pyramid and the end face provide excellent bending and torsion resistance, which can improve the cutting performance of the tool and achieve higher machining efficiency.
高精度 High precision	采用三棱锥的定位 式，可以提供 X、Y、Z 三个 向 $\pm 0.002\text{mm}$ 的重复定位精度，是理想的车削工具接口，可以实现线下对刀线上直接加工，省去试切对刀环节。 The positioning method triangular pyramid can provide repeated positioning accuracy of $\pm 0.002\text{mm}$ in X, Y, and Z directions. It is an ideal turning tool interface and can achieve direct machining with the on-site setting, leaving out the need for trial cutting and tool setting.
换刀迅速 Quick tool change	PSC 工具接口采用涨爪式夹紧，能够将换刀时间压缩至一分钟内，有效提升机床的利用率。 The PSC tool interface adopts a claw-type clamp, which can shorten the tool change time to within one minute, effectively improving the utilization rate of the machine tool.
易于实现模块化 Easy to achieve modularity	可以通过用各种接长杆组合成需要的刀具，减少刀具库存。 It is possible to combine various extension rods to form the required cutting tools, reducing stock.

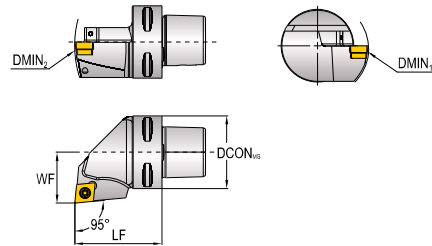
PSC 夹紧原理
(涨爪式)
PSC Clamping principle
(claw-type)

- 夹紧时，拉杆向右移动，夹爪张开，夹爪外弧面顶在 PSC 锥柄内弧面上，带动 PSC 锥柄向右移动，锥柄发生变形，最终实现三棱锥面与法兰端面同时定位与夹紧。
When clamping, the pull rod moves to the right and causing deformation of the handle. Ultimately, the triangular pyramid handle and the flange end are positioned and clamped simultaneously.
- 松开时，拉杆向左移动夹爪收缩，夹爪外弧面离开 PSC 锥柄内弧面，拉杆左端面将 PSC 锥柄推出接纳器，实现松刀。
When released, the lever moves to the left and the gripper retracts. The outer arc of the gripper leaves the inner arc of the PSC handle, and the left end of the lever pushes the PSC handle out of the receiver to achieve tool release.

● 螺钉压紧式外圆车刀 M Type External Turning Tool



· 精准冷却设计
· Precise cooling design
· 冷却液设计压力 ≤ 150bar
· Coolant pressure ≤ 150bar

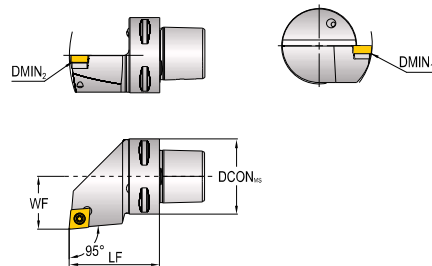


型号 Model		尺寸 Size(mm)					刀片 Insert	刀垫 Shim	刀垫螺钉 Shim screw	螺钉 Screw	扳手 Torx wrench	扳手 Hex wrench
右刀Right hand	左刀Left hand	DMIN1	DMIN2	DCON15	LF	WF	CC□□ 09T3□□	SKCP-343	SRS-3	C035A12IP	T15IP	S3.5
PSC3-SCLCR-22040-09HP	PSC3-SCLCL-22040-09HP	265	700	32	40	22						
PSC4-SCLCR-27050-09HP	PSC4-SCLCL-27050-09HP	272	600	40	50	27						
PSC4-SCLCR-27050-12HP	PSC4-SCLCL-27050-12HP	210	600	40	50	27						
PSC5-SCLCR-35060-12HP	PSC5-SCLCL-35060-12HP	210	550	50	60	35						
PSC6-SCLCR-45065-12HP	PSC6-SCLCL-45065-12HP	210	800	63	65	45						

● 螺钉压紧式外圆车刀 M Type External Turning Tool



· 普通冷却设计
· General cooling design
· 冷却液设计压力 ≤ 10bar
· Coolant pressure ≤ 10bar

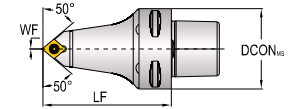


型号 Model		尺寸 Size(mm)					刀片 Insert	刀垫 Shim	刀垫螺钉 Shim screw	螺钉 Screw	扳手 Torx wrench	扳手 Hex wrench
右刀Right hand	左刀Left hand	DMIN1	DMIN2	DCON15	LF	WF	CC□□ 09T3□□	SKCP-343	SRS-3	C035A12IP	T15IP	S3.5
PSC3-SCLCR-22040-09	PSC3-SCLCL-22040-09	130	116	32	40	22						
PSC4-SCLCR-27050-09	PSC4-SCLCL-27050-09	130	140	40	50	27						
PSC5-SCLCR-35060-09	PSC5-SCLCL-35060-09	130	165	50	60	35						
PSC6-SCLCR-45065-09	PSC6-SCLCL-45065-09	130	190	63	65	45						
PSC3-SCLCR-22040-12	PSC3-SCLCL-22040-12	125	116	32	40	22						
PSC4-SCLCR-27050-12	PSC4-SCLCL-27050-12	125	140	40	50	27						
PSC5-SCLCR-35060-12	PSC5-SCLCL-35060-12	125	165	50	60	35						
PSC6-SCLCR-45065-12	PSC6-SCLCL-45065-12	125	190	63	65	45						

● 螺钉压紧式外圆车刀 M Type External Turning Tool



· 普通冷却设计
· General cooling design
· 冷却液设计压力 ≤ 10bar
· Coolant pressure ≤ 10bar

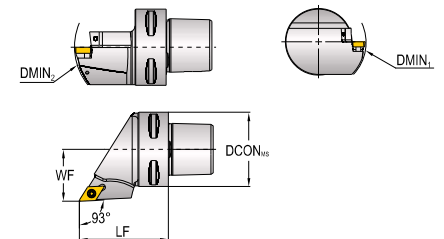


型号 Model		尺寸 Size(mm)					刀片 Insert	刀垫 Shim	刀垫螺钉 Shim screw	螺钉 Screw	扳手 Torx wrench	扳手 Hex wrench
右刀Right hand	左刀Left hand	DMIN1	DMIN2	DCON15	LF	WF	CC□□□ 1204□□	SKCP-453	SRS-4	F040A14IP	T15IP	S4
PSC6-SCMCN-00090-12		-	-	63	90	0						

● 螺钉压紧式外圆车刀 M Type External Turning Tool



· 精准冷却设计
· Precise cooling design
· 冷却液设计压力 ≤ 150bar
· Coolant pressure ≤ 150bar

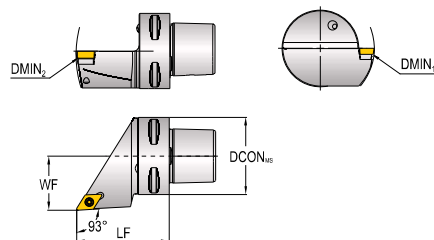


型号 Model		尺寸 Size(mm)					刀片 Insert	刀垫 Shim	刀垫螺钉 Shim screw	螺钉 Screw	扳手 Torx wrench	扳手 Hex wrench
右刀Right hand	左刀Left hand	DMIN1	DMIN2	DCON15	LF	WF	DC□□ 11T3□□	SKDP-343	SRS-3	C035A12IP	T15IP	S3.5
PSC3-SDJCR-22040-11HP	PSC3-SDJCL-22040-11HP	244	135	32	40	22						
PSC4-SDJCR-27050-11HP	PSC4-SDJCL-27050-11HP	246	140	40	50	27						
PSC5-SDJCR-35060-11HP	PSC5-SDJCL-35060-11HP	250	165	50	60	35						
PSC6-SDJCR-45065-11HP	PSC6-SDJCL-45065-11HP	250	190	63	65	45						

● 螺钉压紧式外圆车刀 M Type External Turing Tool



·普通冷却设计
·General cooling design
·冷却液设计压力≤10bar
·Coolant pressure ≤ 10bar

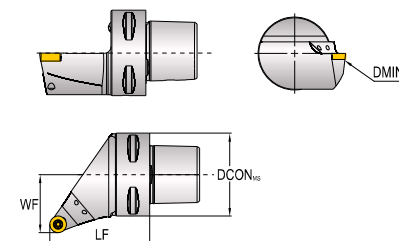


型号 Model		尺寸 Size(mm)					刀片 Insert	刀垫 Shim	刀垫螺钉 Shim screw	螺钉 Screw	扳手 Torx wrench	扳手 Hex wrench
右刀Right hand	左刀Left hand	DMIN ₁	DMIN ₂	DCON ₁₅	LF	WF						
PSC3-SDJCR-22040-07	PSC3-SDJCL-22040-07	70	116	32	40	22	DC□□ 0702□□	-	-	C025A05IP	T8IP	-
PSC4-SDJCR-27050-07	PSC4-SDJCL-27050-07	70	116	40	50	27						
PSC3-SDJCR-22040-11	PSC3-SDJCL-22040-11	244	135	32	40	22	DC□□ 11T3□□	SKDP-343	SRS-3	C035A12IP	T15IP	S3.5
PSC4-SDJCR-27050-11	PSC4-SDJCL-27050-11	246	140	40	50	27						
PSC5-SDJCR-35060-11	PSC5-SDJCL-35060-11	250	165	50	60	35						
PSC6-SDJCR-45065-11	PSC6-SDJCL-45065-11	250	190	63	65	45						

● 螺钉压紧式外圆车刀 M Type External Turing Tool



·精准冷却设计
·Precise cooling design
·冷却液设计压力≤150bar
·Coolant pressure ≤ 150bar

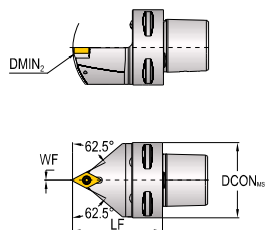


型号 Model		尺寸 Size(mm)					刀片 Insert	刀垫 Shim	刀垫螺钉 Shim screw	螺钉 Screw	扳手 Torx wrench	扳手 Hex wrench
右刀Right hand	左刀Left hand	DMIN ₁	DMIN ₂	DCON ₁₅	LF	WF						
PSC5-SRSCR-35060-10HP	PSC5-SRSCL-35060-10HP	130	270	50	60	35	RC□□ 1003MO	-	-	C035A08IP	T15IP	-
PSC6-SRSCR-45065-10HP	PSC6-SRSCL-45065-10HP	140	300	63	65	45						
PSC5-SRSCR-35060-12 HP	PSC5-SRSCL-35060-12 HP	130	270	50	60	35	RC□□ 1204MO	-	-	C040A11IP	T15IP	-
PSC5-SRSCR-35060-12 HPA	PSC5-SRSCL-35060-12 HPA	150	165	50	60	35						
PSC6-SRSCR-45065-12 HP	PSC6-SRSCL-45065-12 HP	120	195	63	65	45						
PSC6-SRSCR-45065-12 HPA	PSC6-SRSCL-45065-12 HPA	150	190	63	65	45	RC□□ 1606MO	-	-	C050A18IP	T20IP	-
PSC5-SRSCR-35060-16 HPA	PSC5-SRSCL-35060-16 HPA	175	165	50	60	35						
PSC6-SRSCR-45065-16HPA	PSC6-SRSCL-45065-16HPA	175	190	63	65	45						

● 螺钉压紧式外圆车刀 M Type External Turing Tool



·普通冷却设计
·General cooling design
·冷却液设计压力≤10bar
·Coolant pressure ≤ 10bar

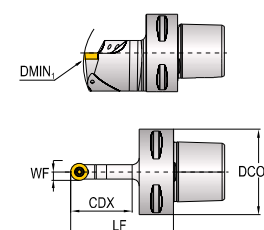


型号 Model	尺寸 Size(mm)					刀片 Insert	刀垫 Shim	刀垫螺钉 Shim screw	螺钉 Screw	扳手 Torx wrench	扳手 Hex wrench
	DMIN ₁	DMIN ₂	DCON ₁₅	LF	WF						
PSC3-SDNCN-00040-11	-	116	32	40	0	DC□□11T3□□	SKDP-343	SRS-3	C035A12IP	T15IP	S3.5
PSC4-SDNCN-00050-11	-	140	40	50	0						
PSC5-SDNCN-00060-11	-	165	50	60	0						

● 螺钉压紧式外圆车刀 M Type External Turing Tool



·精准冷却设计
·Precise cooling design
·冷却液设计压力≤150bar
·Coolant pressure ≤ 150bar

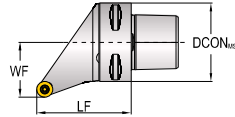


型号 Model	尺寸 Size(mm)					刀片 Insert	刀垫 Shim	刀垫螺钉 Shim screw	螺钉 Screw	扳手 Torx wrench	扳手 Hex wrench
	DMIN ₁	DMIN ₂	DCON ₁₅	LF	WF						
PSC5-SRDCN-00060-10HP	165	50	25	60	5	RC□□1003MO	-	-	C035A08IP	T15IP	-
PSC4-SRDCN-00050-12HP	140	40	28	50	6						
PSC5-SRDCN-00060-12HP	165	50	28	60	6						
PSC6-SRDCN-00065-12HP	190	63	28	65	6	RC□□1204MO	-	-	C040A11IP	T15IP	-
PSC6-SRDCN-00065-16HP	190	63	35	65	8						

● 螺钉压紧式外圆车刀 M Type External Turning Tool



·普通冷却设计
·General cooling design
·冷却液设计压力≤10bar
·Coolant pressure ≤ 10bar

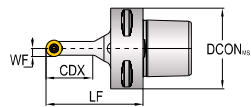


型号		尺寸					刀片	刀垫	刀垫螺钉	螺钉	扳手	扳手
Model		Size(mm)					Insert	Shim	Shim screw	Screw	Torx wrench	Hex wrench
右刀Right hand	左刀Left hand	DMIN ₁	DMIN ₂	DCON _{ms}	LF	WF						
PSC3-SRSCR-22040-10	PSC3-SRSCSL-22040-10	32	-	-	40	22	RC□□ 1003MO	-	-	C035A08IP	T15IP	-
PSC4-SRSCR-27050-10	PSC4-SRSCSL-27050-10	40	-	-	50	27						
PSC5-SRSCR-35060-10	PSC5-SRSCSL-35060-10	50	-	-	60	35						
PSC6-SRSCR-45065-10	PSC6-SRSCSL-45065-10	63	-	-	65	45						
PSC4-SRSCR-27050-12	PSC4-SRSCSL-27050-12	40	-	-	50	27	RC□□ 1204MO	-	-	C040A11IP	T15IP	-
PSC5-SRSCR-35060-12	PSC5-SRSCSL-35060-12	50	-	-	60	35						
PSC6-SRSCR-45065-12	PSC6-SRSCSL-45065-12	63	-	-	65	45	RC□□ 1606MO	-	-	C050A18IP	T20IP	-
PSC5-SRSCR-35060-16	PSC5-SRSCSL-35060-16	50	-	-	60	35						
PSC6-SRSCR-45065-16	PSC6-SRSCSL-45065-16	63	-	-	65	45						

● 螺钉压紧式外圆车刀 M Type External Turning Tool



·普通冷却设计
·General cooling design
·冷却液设计压力≤10bar
·Coolant pressure ≤ 10bar

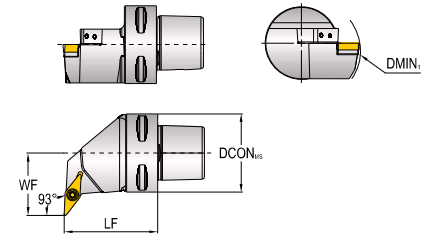


型号		尺寸					刀片	刀垫	刀垫螺钉	螺钉	扳手	扳手
Model		Size(mm)					Insert	Shim	Shim screw	Screw	Torx wrench	Hex wrench
右刀Right hand	左刀Left hand	DMIN ₁	DCON _{ms}	CDX	LF	WF						
PSC4-SRDCN-00050-10A	-	40	25	50	5	RC□□1003MO	-	-	C035A08IP	T15IP	-	
PSC5-SRDCN-00060-10A	-	50	25	60	5							
PSC6-SRDCN-00065-10A	-	63	25	65	5							
PSC4-SRDCN-00050-12A	-	40	28	50	6	RC□□1204MO	-	-	C040A11IP	T15IP	-	
PSC5-SRDCN-00060-12A	-	50	28	60	6							
PSC6-SRDCN-00065-12A	-	63	28	65	6	RC□□1606MO	-	-	C050A18IP	T20IP	-	
PSC5-SRDCN-00060-16A	-	50	35	60	8							
PSC6-SRDCN-00065-16A	-	63	35	65	8							

● 螺钉压紧式外圆车刀 M Type External Turning Tool



·精准冷却设计
·Precise cooling design
·冷却液设计压力≤150bar
·Coolant pressure ≤ 150bar

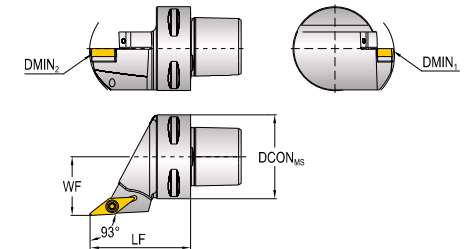


型号		尺寸					刀片	刀垫	刀垫螺钉	螺钉	扳手	扳手
Model		Size(mm)					Insert	Shim	Shim screw	Screw	Torx wrench	Hex wrench
右刀Right hand	左刀Left hand	DMIN ₁	DMIN ₂	DCON _{ms}	LF	WF						
PSC6-SVUBR-45065-16HP	PSC6-SVUBL-45065-16HP	80	-	63	65	45	VB□□ 1604□□	SKVN-343	SRS-3	C035A12IP	T15IP	S3.5
PSC6-SVUBR-55080-16HP	PSC6-SVUBL-55080-16HP	100	-	85	80	55						

● 螺钉压紧式外圆车刀 M Type External Turning Tool



·精准冷却设计
·Precise cooling design
·冷却液设计压力≤150bar
·Coolant pressure ≤ 150bar

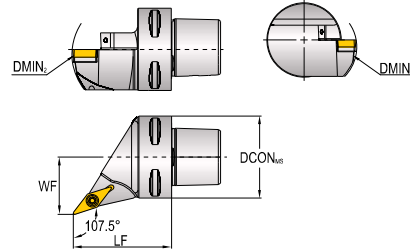


型号		尺寸					刀片	刀垫	刀垫螺钉	螺钉	扳手	扳手
Model		Size(mm)					Insert	Shim	Shim screw	Screw	Torx wrench	Hex wrench
右刀Right hand	左刀Left hand	DMIN ₁	DMIN ₂	DCON _{ms}	LF	WF						
PSC3-SVJBR-22040-11HP	PSC3-SVJBL-22040-11HP	368	116	32	40	22	VB□□ 1103□□	-	-	C025A07IP	T8IP	-
PSC4-SVJBR-27050-11HP	PSC4-SVJBL-27050-11HP	434	140	40	50	27						
PSC4-SVJBR-27050-16HP	PSC4-SVJBL-27050-16HP	270	140	40	50	27	VB□□ 1604□□	SKVN-343	SRS-3	C035A12IP	T15IP	S3.5
PSC5-SVJBR-35060-16HP	PSC5-SVJBL-35060-16HP	270	165	50	60	35						
PSC6-SVJBR-45065-16HP	PSC6-SVJBL-45065-16HP	270	190	63	65	45						
PSC8-SVJBR-55080-16HP	PSC8-SVJBL-55080-16HP	270	248	80	80	55						

● 螺钉压紧式外圆车刀 M Type External Turing Tool



· 精准冷却设计
· Precise cooling design
· 冷却液设计压力 ≤ 150bar
· Coolant pressure ≤ 150bar

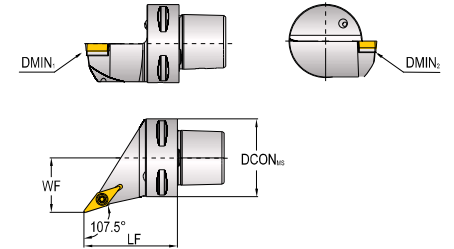


型号 Model		尺寸 Size(mm)					刀片 Insert	刀垫 Shim	刀垫螺钉 Shim screw	螺钉 Screw	扳手 Torx wrench	扳手 Hex wrench
右刀Right hand	左刀Left hand	DMIN1	DMIN2	DCONns	LF	WF						
PSC4-SVHBR-27050-16HP	PSC4-SVHBL-27050-16HP	124	140	40	50	27	VB□□ 1604□□	SKVN-343	SRS-3	C035A12IP	T15IP	S3.5
PSC5-SVHBR-35060-16HP	PSC5-SVHBL-35060-16HP	124	165	50	60	35						
PSC6-SVHBR-45065-16HP	PSC6-SVHBL-45065-16HP	134	190	63	65	45						

● 螺钉压紧式外圆车刀 M Type External Turing Tool



· 普通冷却设计
· General cooling design
· 冷却液设计压力 ≤ 10bar
· Coolant pressure ≤ 10bar

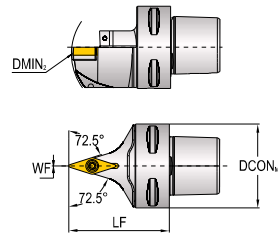


型号 Model		尺寸 Size(mm)					刀片 Insert	刀垫 Shim	刀垫螺钉 Shim screw	螺钉 Screw	扳手 Torx wrench	扳手 Hex wrench
右刀Right hand	左刀Left hand	DMIN1	DMIN2	DCONns	LF	WF						
PSC3-SVHBR-22040-11	PSC3-SVHBL-22040-11	55	116	32	40	22	VB□□ 1103□□	-	-	C025A07IP	T8IP	-
PSC4-SVHBR-27050-11	PSC4-SVHBL-27050-11	55	140	40	50	27						
PSC5-SVHBR-35060-11	PSC5-SVHBL-35060-11	65	165	50	60	35						
PSC4-SVHBR-27050-16	PSC4-SVHBL-27050-16	95	140	40	50	27	VB□□ 1604□□	SKVN-343	SRS-3	C035A12IP	T15IP	S3.5
PSC5-SVHBR-35060-16	PSC5-SVHBL-35060-16	95	165	50	60	35						
PSC6-SVHBR-45065-16	PSC6-SVHBL-45065-16	95	190	63	65	45						

● 螺钉压紧式外圆车刀 M Type External Turing Tool



· 精准冷却设计
· Precise cooling design
· 冷却液设计压力 ≤ 150bar
· Coolant pressure ≤ 150bar

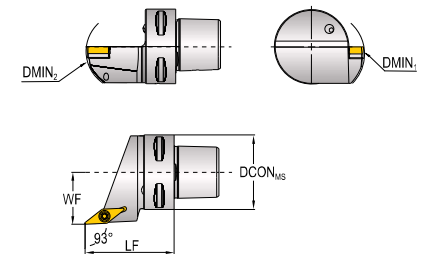


型号 Model		尺寸 Size(mm)					刀片 Insert	刀垫 Shim	刀垫螺钉 Shim screw	螺钉 Screw	扳手 Torx wrench	扳手 Hex wrench
右刀Right hand	左刀Left hand	DMIN1	DMIN2	DCONns	LF	WF						
PSC4-SVVBN-00055-16HP	-	165	50	60	0	VB□□ 1604□□	SKVN-343	SRS-3	C035A12IP	T15IP	S3.5	
PSC5-SVVBN-00060-16HP	-	165	50	60	0							
PSC6-SVVBN-00065-16HP	-	190	63	65	0							

● 螺钉压紧式外圆车刀 M Type External Turing Tool



· 普通冷却设计
· General cooling design
· 冷却液设计压力 ≤ 10bar
· Coolant pressure ≤ 10bar



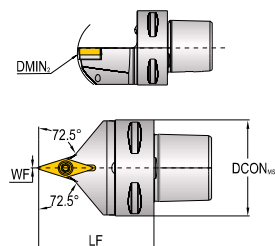
型号 Model		尺寸 Size(mm)					刀片 Insert	刀垫 Shim	刀垫螺钉 Shim screw	螺钉 Screw	扳手 Torx wrench	扳手 Hex wrench
右刀Right hand	左刀Left hand	DMIN1	DMIN2	DCONns	LF	WF						
PSC3-SVJBR-22040-11	PSC3-SVJBL-22040-11	105	116	32	40	22	VB□□ 1103□□	-	-	C025A07IP	T8IP	-
PSC4-SVJBR-27050-11	PSC4-SVJBL-27050-11	105	140	40	50	27						
PSC5-SVJBR-35060-11	PSC5-SVJBL-35060-11	125	165	50	60	35						
PSC4-SVJBR-27050-16	PSC4-SVJBL-27050-16	155	140	40	50	27	VB□□ 1604□□	SKVN-343	SRS-3	C035A12IP	T15IP	S3.5
PSC5-SVJBR-35060-16	PSC5-SVJBL-35060-16	155	165	50	60	35						
PSC6-SVJBR-45065-16	PSC6-SVJBL-45065-16	155	190	63	65	45						

● 螺钉压紧式外圆车刀

M Type External Turning Tool



· 普通冷却设计
· General cooling design
· 冷却液设计压力 ≤ 10bar
· Coolant pressure ≤ 10bar



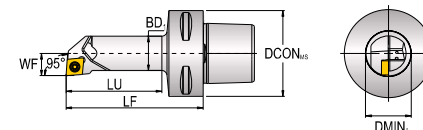
型号 Model	尺寸 Size(mm)					刀片 Insert	刀垫 Shim	刀垫螺钉 Shim screw	螺钉 Screw	扳手 Torx wrench	扳手 Hex wrench
	DMIN ₁	DMIN ₂	DCON _{us}	LF	WF						
	PSC4-SVVBN-00050-16	-	140	40	50						
PSC5-SVVBN-00060-16	-	165	50	60	0						
PSC6-SVVBN-00065-16	-	190	63	65	0						

● 螺钉压紧式内孔车刀

S Type Internal Turning Tool



· 普通冷却设计
· General cooling design
· 冷却液设计压力 ≤ 10bar
· Coolant pressure ≤ 10bar



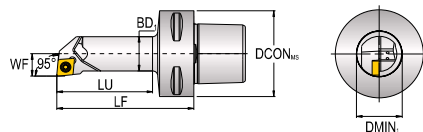
型号 Model	尺寸 Size(mm)							刀片 Insert	刀垫 Shim	刀垫螺钉 Shim screw	螺钉 Screw	扳手 Torx wrench	扳手 Hex wrench
	右刀Right hand		左刀Left hand										
	DMIN ₁	DCON _{us}	BD ₁	LU	LF	WF							
PSC3-SCLCR-11065-09	PSC3-SCLCL-11065-09	20	32	16	48	65	11	CC□□ 09T3□□	-	-	C035A08IP	-	-
PSC3-SCLCR-13075-09	PSC3-SCLCL-13075-09	25	32	20	58	75	13						
PSC3-SCLCR-17090-09	PSC3-SCLCL-17090-09	32	32	25	74	90	13						
PSC4-SCLCR-11070-09	PSC4-SCLCL-11070-09	20	40	16	47	70	11						
PSC4-SCLCR-13080-09	PSC4-SCLCL-13080-09	25	40	20	57	80	13						
PSC4-SCLCR-17090-09	PSC4-SCLCL-17090-09	32	40	25	68	90	17						
PSC4-SCLCR-27080-09	PSC4-SCLCL-27080-09	50	40	40	60	80	27						
PSC5-SCLCR-11070-09	PSC5-SCLCL-11070-09	20	50	16	46	70	11						
PSC5-SCLCR-13080-09	PSC5-SCLCL-13080-09	25	50	20	56	80	13						
PSC5-SCLCR-17090-09	PSC5-SCLCL-17090-09	32	50	25	67	90	17						
PSC3-SCLCR-17090-12	PSC3-SCLCL-17090-12	32	32	25	74	90	17	CC□□ 1204□□	-	-	C050A12IP	T20IP	-
PSC3-SCLCR-22096-12	PSC3-SCLCL-22096-12	40	32	32	81	96	22						
PSC4-SCLCR-22110-12	PSC4-SCLCL-22110-12	40	40	32	89	110	22						
PSC5-SCLCR-22110-12	PSC5-SCLCL-22110-12	40	50	32	88	110	22						
PSC5-SCLCR-27140-12	PSC5-SCLCL-27140-12	50	50	40	119	140	27						
PSC5-SCLCR-35100-12	PSC5-SCLCL-35100-12	63	50	50	80	100	35						

● 螺钉压紧式外圆车刀

M Type External Turning Tool



· 精准冷却设计
· Precise cooling design
· 冷却液设计压力 ≤ 150bar
· Coolant pressure ≤ 150bar

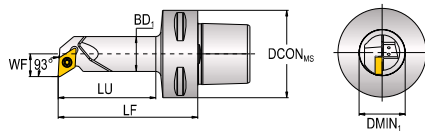


型号 Model	尺寸 Size(mm)							刀片 Insert	刀垫 Shim	刀垫螺钉 Shim screw	螺钉 Screw	扳手 Torx wrench	扳手 Hex wrench
	右刀Right hand		左刀Left hand										
	DMIN ₁	DCON _{us}	BD ₁	LU	LF	WF							
PSC3-SCLCR-11065-09HP	PSC3-SCLCL-11065-09HP	21.5	32	16	48	65	11	CC□□ 09T3□□	-	-	C035A08IP	T15IP	-
PSC4-SCLCR-11070-09HP	PSC4-SCLCL-11070-09HP	21.5	40	16	47	70	11						
PSC4-SCLCR-13080-09HP	PSC4-SCLCL-13080-09HP	25	40	20	57	80	13						
PSC5-SCLCR-11070-09HP	PSC5-SCLCL-11070-09HP	21.5	50	16	46	70	11	CC□□ 1204□□	-	-	C050A12IP	T20IP	-
PSC5-SCLCR-13080-09HP	PSC5-SCLCL-13080-09HP	25	50	20	56	80	13						
PSC4-SCLCR-17090-12HP	PSC4-SCLCL-17090-12HP	32	40	25	69	90	17						
PSC5-SCLCR-17090-12HP	PSC5-SCLCL-17090-12HP	32	50	25	67	90	17						

● 螺钉压紧式内孔车刀 S Type Internal Turning Tool



· 精准冷却设计
· Precise cooling design
· 冷却液设计压力 ≤ 150bar
· Coolant pressure ≤ 150bar

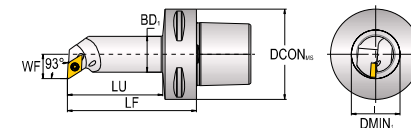


型号 Model		尺寸 Size(mm)						刀片 Insert	刀垫 Shim	刀垫螺钉 Shim screw	螺钉 Screw	扳手 Torx wrench	扳手 Hex wrench
右刀Right hand	左刀Left hand	DMIN	DCON _{ns}	BD ₁	LU	LF	WF						
PSC4-SDUCR-13080-07HP	PSC4-SDUCL-13080-07HP	25	40	20	58	80	13	DC□□ 0702□□	-	-	C025A05IP	T8IP	-
PSC4-SDUCR-13080-11HP	PSC4-SDUCL-13080-11HP	25	40	20	58	80	13	DC□□ 11T3□□	-	-	C035A08IP	T15IP	-
PSC4-SDUCR-17090-11HP	PSC4-SDUCL-17090-11HP	32	40	25	69	90	17						
PSC5-SDUCR-13080-11HP	PSC5-SDUCL-13080-11HP	25	50	20	56	80	13						
PSC5-SDUCR-17090-11HP	PSC5-SDUCL-17090-11HP	32	50	25	67	90	17						

● 螺钉压紧式内孔车刀 S Type Internal Turning Tool



· 普通冷却设计
· General cooling design
· 冷却液设计压力 ≤ 10bar
· Coolant pressure ≤ 10bar

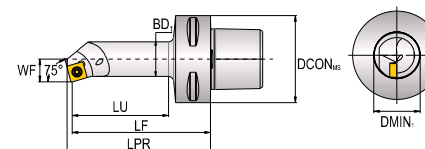


型号 Model		尺寸 Size(mm)						刀片 Insert	刀垫 Shim	刀垫螺钉 Shim screw	螺钉 Screw	扳手 Torx wrench	扳手 Hex wrench
右刀Right hand	左刀Left hand	DMIN	DCON _{ns}	BD ₁	LU	LF	WF						
PSC3-SDUCR-11065-07	PSC3-SDUCL-11065-07	20	32	16	48	65	11	DC□□ 0702□□	-	-	C025A05IP	T8IP	-
PSC4-SDUCR-11070-07	PSC4-SDUCL-11070-07	20	40	16	47	70	11						
PSC5-SDUCR-11070-07	PSC5-SDUCL-11070-07	20	50	16	46	70	11						
PSC3-SDUCR-13075-11	PSC3-SDUCL-13075-11	25	32	20	58	75	13	DC□□ 11T3□□	-	-	C035A08IP	T15IP	-
PSC3-SDUCR-17090-11	PSC3-SDUCL-17090-11	32	32	25	73	90	17						
PSC4-SDUCR-13080-11	PSC4-SDUCL-13080-11	25	40	20	57	80	13						
PSC4-SDUCR-17090-11	PSC4-SDUCL-17090-11	32	40	25	68	90	17						
PSC4-SDUCR-22110-11	PSC4-SDUCL-22110-11	40	40	32	89	110	22						
PSC4-SDUCR-27080-11	PSC4-SDUCL-27080-11	50	40	40	60	80	27						
PSC5-SDUCR-13080-11	PSC5-SDUCL-13080-11	25	50	20	56	80	13						
PSC5-SDUCR-17090-11	PSC5-SDUCL-17090-11	32	50	25	67	90	17						
PSC5-SDUCR-22110-11	PSC5-SDUCL-22110-11	40	50	32	88	110	22						
PSC5-SDUCR-35100-11	PSC5-SDUCL-35100-11	63	50	50	80	100	35						
								SKDP-343	SRS-3	C035A12IP	T15IP	S3.5	
								-	-	C035A08IP	T15IP	-	
								SKDP-343	SRS-3	C035A12IP	T15IP	S3.5	

● 螺钉压紧式内孔车刀 S Type Internal Turning Tool



· 普通冷却设计
· General cooling design
· 冷却液设计压力 ≤ 10bar
· Coolant pressure ≤ 10bar

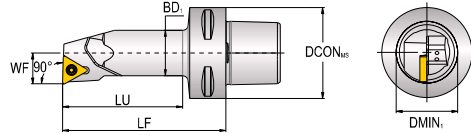


型号 Model		尺寸 Size(mm)						刀片 Insert	刀垫 Shim	刀垫螺钉 Shim screw	螺钉 Screw	扳手 Torx wrench	扳手 Hex wrench
右刀Right hand	左刀Left hand	DMIN	DCON _{ns}	BD ₁	LU	LF	WF						
PSC4-SSKCR-13080-09	PSC4-SSKCL-13080-09	25	40	20	58	82.2	13	SC□□ 09T3□□	-	-	C035A08IP	T15IP	-
PSC5-SSKCR-13080-09	PSC5-SSKCL-13080-09	25	50	20	56	82.2	13						

● 螺钉压紧式内孔车刀 S Type Internal Turning Tool



· 精准冷却设计
· Precise cooling design
· 冷却液设计压力 ≤ 150bar
· Coolant pressure ≤ 150bar

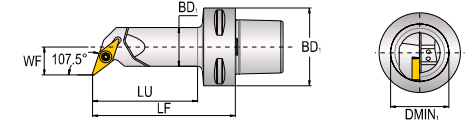


型号 Model		尺寸 Size(mm)						刀片 Insert	刀垫 Shim	刀垫螺钉 Shim screw	螺钉 Screw	扳手 Torx wrench	扳手 Hex wrench
右刀Right hand	左刀Left hand	DMIN	DCON _{ns}	BD ₁	LU	LF	WF						
PSC4-STFCR-11070-11HP	PSC4-STFCL-11070-11HP	20	40	16	47	70	11	TC□□ 1102□□	-	-	C025A05IP	T8IP	-
PSC4-STFCR-13080-11HP	PSC4-STFCL-13080-11HP	25	40	20	57	80	13						
PSC4-STFCR-17090-16HP	PSC4-STFCL-17090-16HP	32	40	25	69	90	17	TC□□ 16T3□□	-	-	C035A08IP	T15IP	-
PSC5-STFCR-17090-16HP	PSC5-STFCL-17090-16HP	32	50	25	67	90	17						
PSC5-STFCR-22110-16HP	PSC5-STFCL-22110-16HP	40	50	32	88	110	22		SKDP-343	SRS-3	C035A12IP	T15IP	S3.5

● 螺钉压紧式内孔车刀 S Type Internal Turning Tool



· 普通冷却设计
· General cooling design
· 冷却液设计压力 ≤ 10bar
· Coolant pressure ≤ 10bar

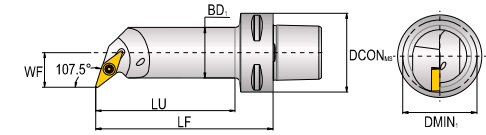


型号 Model		尺寸 Size(mm)						刀片 Insert	刀垫 Shim	刀垫螺钉 Shim screw	螺钉 Screw	扳手 Torx wrench	扳手 Hex wrench
右刀Right hand	左刀Left hand	DMIN	DCON _{ns}	BD ₁	LU	LF	WF						
PSC4-SVQBR-13070-11HP	PSC4-SVQBL-13070-11HP	25	40	20	47	70	13	VB□□ 1103□□	-	-	C025A07IP	T8IP	-
PSC4-SVQBR-18090-16HP	PSC4-SVQBL-18090-16HP	33	40	25	68	90	18						
PSC5-SVQBR-18090-16HP	PSC5-SVQBL-18090-16HP	33	50	25	67	90	18	VB□□ 1604□□	-	-	C035A08IP	T15IP	-
PSC6-SVQBR-22120-16HP	PSC6-SVQBL-22120-16HP	40	63	32	94	120	22		SKVN-343	SRS-3	C035A12IP	T15IP	S3.5

● 螺钉压紧式内孔车刀 S Type Internal Turning Tool



· 普通冷却设计
· General cooling design
· 冷却液设计压力 ≤ 10bar
· Coolant pressure ≤ 10bar

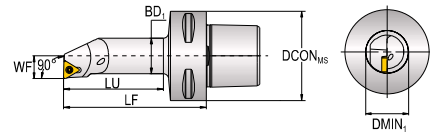


型号 Model		尺寸 Size(mm)						刀片 Insert	刀垫 Shim	刀垫螺钉 Shim screw	螺钉 Screw	扳手 Torx wrench	扳手 Hex wrench
右刀Right hand	左刀Left hand	DMIN	DCON _{ns}	BD ₁	LU	LF	WF						
PSC4-SVQBR-13070-11	PSC4-SVQBL-13070-11	25	40	20	48	70	13	VB□□ 1103□□	-	-	C025A07IP	T8IP	-
PSC4-SVQBR-15080-11	PSC4-SVQBL-15080-11	27	40	20	58	80	15						
PSC5-SVQBR-15080-11	PSC5-SVQBL-15080-11	27	50	20	56	80	15	VB□□ 1604□□	-	-	C035A08IP	T15IP	-
PSC4-SVQBR-18090-16	PSC4-SVQBL-18090-16	33	40	25	68	90	18						
PSC4-SVQBR-22110-16	PSC4-SVQBL-22110-16	40	40	32	89	110	22						
PSC4-SVQBR-27120-16	PSC4-SVQBL-27120-16	50	40	40	100	120	27						
PSC5-SVQBR-22110-16	PSC5-SVQBL-22110-16	40	50	32	88	110	22						
PSC5-SVQBR-27140-16	PSC5-SVQBL-27140-16	50	50	40	119	140	27						
PSC5-SVQBR-18090-16	PSC5-SVQBL-18090-16	33	50	25	67	90	18						
PSC5-SVQBR-35150-16	PSC5-SVQBL-35150-16	63	50	50	130	150	35						
PSC6-SVQBR-27145-16	PSC6-SVQBL-27145-16	50	63	40	120	145	27						
PSC6-SVQBR-35175-16	PSC6-SVQBL-35175-16	63	63	50	151	175	35						

● 螺钉压紧式内孔车刀 S Type Internal Turning Tool



· 普通冷却设计
· General cooling design
· 冷却液设计压力 10bar
· Coolant pressure ≤ 10bar



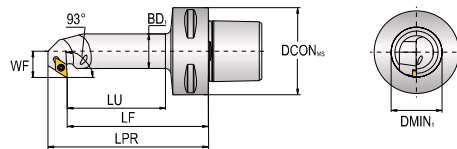
型号 Model		尺寸 Size(mm)						刀片 Insert	刀垫 Shim	刀垫螺钉 Shim screw	螺钉 Screw	扳手 Torx wrench	扳手 Hex wrench
右刀Right hand	左刀Left hand	DMIN	DCON _{ns}	BD ₁	LU	LF	WF						
PSC4-STFCR-11070-11	PSC4-STFCL-11070-11	20	40	16	47	70	11	TC□□ 1102□□	-	-	C025A05IP	T8IP	-
PSC4-STFCR-13080-11	PSC4-STFCL-13080-11	25	40	20	57	80	13						
PSC5-STFCR-11070-11	PSC5-STFCL-11070-11	20	50	16	46	70	11						
PSC5-STFCR-13080-11	PSC5-STFCL-13080-11	25	50	20	56	80	13						
PSC4-STFCR-22110-16	PSC4-STFCL-22110-16	40	40	32	89	110	22	TC□□ 16T3□□	SKDP-343	SRS-3	C035A12IP	T15IP	S3.5

● 螺钉压紧式内孔车刀

S Type Internal Turning Tool



- 普通冷却设计
- General cooling design
- 冷却液设计压力 ≤ 10bar
- Coolant pressure ≤ 10bar



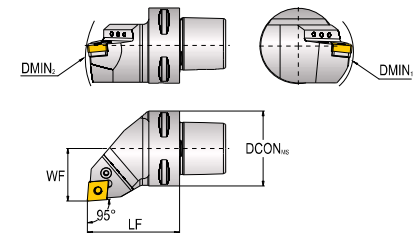
型号		尺寸							刀片	刀垫	刀垫螺钉	螺钉	扳手	扳手
Model		Size(mm)												
右刀Right hand	左刀Left hand	DMIN ₁	DCON _{HS}	BD ₁	LU	LPR	LRF	WF	Insert	Shim	Shim screw	Screw	Torx wrench	Hex wrench
PSC4-SDUCR-13070-07X	PSC4-SDUCL-13070-07X	22	40	16	47.3	81.5	70	13						
PSC4-SDUCR-15080-07X	PSC4-SDUCL-15080-07X	27	40	20	57.9	91.5	80	15						
PSC4-SDUCR-18090-07X	PSC4-SDUCL-18090-07X	32	40	25	68.5	101.5	90	18						
PSC5-SDUCR-18090-07X	PSC5-SDUCL-18090-07X	32	50	25	67.2	101.5	90	18						
PSC5-SDUCR-15080-07X	PSC5-SDUCL-15080-07X	27	50	20	56.5	91.5	80	15						

● 杠杆压紧式外圆车刀

P Type External Turning Tool



- 精准冷却设计
- Precise cooling design
- 冷却液设计压力 ≤ 150bar
- Coolant pressure ≤ 150bar



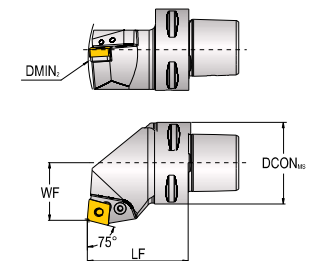
型号		尺寸					刀片	刀垫	杠杆	螺钉	弹簧销	扳手
Model		Size(mm)										
右刀Right hand	左刀Left hand	DMIN ₁	DMIN ₂	DCON _{HS}	LF	WF	Insert	Shim	Lever	Screw	Tubular rivet	Hex wrench
PSC4-PCLNR-27050-12HP	PSC4-PCLNL-27050-12HP	90	140	40	50	27						
PSC5-PCLNR-35060-12HP	PSC5-PCLNL-35060-12HP	110	165	50	60	35						
PSC6-PCLNR-45065-12HP	PSC6-PCLNL-45065-12HP	110	195	63	65	45						
PSC8-PCLNR-55080-12HP	PSC8-PCLNL-55080-12HP	200	250	80	80	55						
PSC5-PCLNR-35060-16HP	PSC5-PCLNL-35060-16HP	110	165	50	60	35						
PSC6-PCLNR-45065-16HP	PSC6-PCLNL-45065-16HP	110	195	63	65	45	CN□□ 1606□□	PC1604	PL-5	PS0820A	SP08	S3
PSC8-PCLNR-55080-16HP	PSC8-PCLNL-55080-16HP	200	250	80	80	55						
PSC6-PCLNR-45065-19HP	PSC6-PCLNL-45065-19HP	260	195	63	65	45						
PSC8-PCLNR-55080-19HP	PSC8-PCLNL-55080-19HP	150	250	80	80	55	CN□□ 1906□□	PC1904	PL-6	PS1027	SP10	S4
PSC10-PCLNR-68110-19HP	PSC10-PCLNL-68110-19HP	220	315	100	110	68						

● 杠杆压紧式外圆车刀

P Type External Turning Tool



- 精准冷却设计
- Precise cooling design
- 冷却液设计压力 ≤ 150bar
- Coolant pressure ≤ 150bar

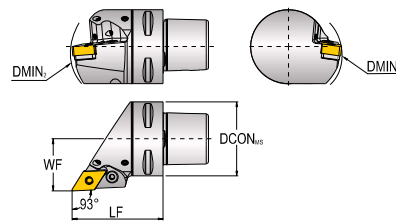


型号		尺寸					刀片	刀垫	杠杆	螺钉	弹簧销	扳手
Model		Size(mm)										
右刀Right hand	左刀Left hand	DMIN ₁	DMIN ₂	DCON _{HS}	LF	WF	Insert	Shim	Lever	Screw	Tubular rivet	Hex wrench
PSC6-PCRRN-35065-16HP	PSC6-PCRNL-35065-16HP	-	190	63	65	35						
PSC6-PCRRN-35065-19HP	PSC6-PCRNL-35065-19HP	-	190	63	65	35						

● 杠杆压紧式外圆车刀 P Type External Turning Tool



· 精准冷却设计
· Precise cooling design
· 冷却液设计压力 ≤ 150bar
· Coolant pressure ≤ 150bar

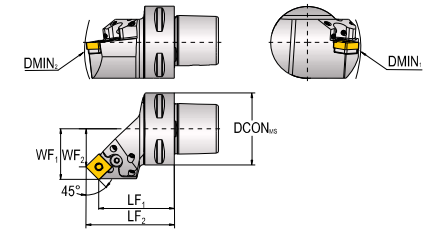


型号 Model		尺寸 Size(mm)						刀片 Insert	刀垫 Shim	杠杆 Lever	螺钉 Screw	弹簧销 Tubular rivet	扳手 Hex wrench
右刀Right hand	左刀Left hand	DMIN ₁	DMIN ₂	DCON _{ns}	LF	WF							
PSC4-PDJNR-27050-11HP	PSC4-PDJNL-27050-11HP	90	145	40	50	27	DN□□ 1104□□	PD1104	PL-3	PS0617	SP05	S2.5	
PSC5-PDJNR-35060-11HP	PSC5-PDJNL-35060-11HP	110	165	50	60	35							
PSC4-PDJNR-27055-15HP	PSC4-PDJNL-27055-15HP	65	145	40	55	27							
PSC5-PDJNR-35060-15HP	PSC5-PDJNL-35060-15HP	65	165	50	60	35							
PSC6-PDJNR-45065-15HP	PSC6-PDJNL-45065-15HP	95	195	63	65	45	DN□□ 1506□□	PD1503	PL-5M	PS0821	SP06	S3	
PSC8-PDJNR-55080-15HP	PSC8-PDJNL-55080-15HP	130	250	80	80	55							
PSC10-PDJNR-68110-15HP	PSC10-PDJNL-68110-15HP	180	280	100	110	68							

● 杠杆压紧式外圆车刀 P Type External Turning Tool



· 精准冷却设计
· Precise cooling design
· 冷却液设计压力 ≤ 150bar
· Coolant pressure ≤ 150bar

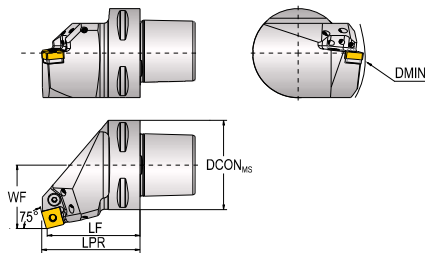


型号 Model		尺寸 Size(mm)								刀片 Insert	刀垫 Shim	杠杆 Lever	螺钉 Screw	弹簧销 Tubular rivet	扳手 Hex wrench
右刀Right hand	左刀Left hand	DMIN ₁	DMIN ₂	DCON _{ns}	LF ₁	LF ₂	WF ₁	WF ₂							
PSC4-PSSNR-27042-12HP	PSC4-PSSNL-27042-12HP	90	145	40	45	50.3	27	18.7							
PSC5-PSSNR-35052-12HP	PSC5-PSSNL-35052-12HP	110	165	50	52	60.3	35	26.7	SN□□ 1204□□	PS1203	PL-4	PS0820B	SP06	S3	
PSC6-PSSNR-45056-12HP	PSC6-PSSNL-45056-12HP	110	200	63	56	64.3	45	36.7							
PSC8-PSSNR-55080-12HP	PSC8-PSSNL-55080-12HP	200	260	80	80	88.3	55	46.7							
PSC6-PSSNR-45054-15HP	PSC6-PSSNL-45054-15HP	110	200	63	54	64.2	45	34.8	SN□□ 1506□□	PS1504	PL-5	PS0820A	SP08	S3	
PSC6-PSSNR-45052-19HP	PSC6-PSSNL-45052-19HP	110	180	63	52	64.5	45	32.5							
PSC8-PSSNR-55080-19HP	PSC8-PSSNL-55080-19HP	200	260	80	80	92.5	55	42.5	SN□□ 1906□□	PS1904	PL-6	PS1027	SP10	S4	
PSC10-PSSNR-68092-19HP	PSC10-PSSNL-68092-19HP	260	315	100	92	104.5	68	55.5							

● 杠杆压紧式外圆车刀 P Type External Turning Tool



· 精准冷却设计
· Precise cooling design
· 冷却液设计压力 ≤ 10bar
· Coolant pressure ≤ 10bar

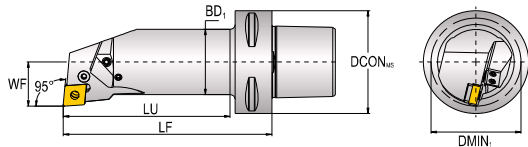


型号 Model		尺寸 Size(mm)						刀片 Insert	刀垫 Shim	杠杆 Lever	螺钉 Screw	弹簧销 Tubular rivet	扳手 Hex wrench
右刀Right hand	左刀Left hand	DMIN ₁	DCON _{ns}	LPR	LF	WF							
PSC6-PSKNR-45065-15HP	PSC6-PSKNL-45065-15HP	125	63	68.8	65	45	SN□□ 1606□□	PC1504	PL-5	PS0820A	SP08	S3	
PSC6-PSKNR-45065-19HP	PSC6-PSKNL-45065-19HP	125	63	69.6	65	45	SN□□ 1906□□	PC1904	PL-6	PS1027	SP10	S4	

● 杠杆压紧式外圆车刀 P Type External Turning Tool



- 精准冷却设计
- Precise cooling design
- 冷却液设计压力 ≤ 150bar
- Coolant pressure ≤ 150bar

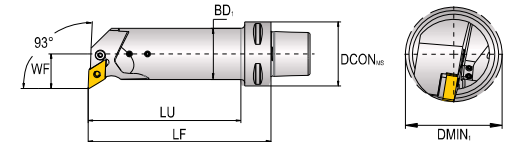


型号		尺寸						刀片	刀垫	杠杆	螺钉	弹簧销	扳手
Model		Size(mm)											
右刀Right hand	左刀Left hand	DMIN1	DCONus	BD1	LU	LF	WF						
PSC3-PCLNR-22064-12HP	PSC3-PCLNL-22064-12HP	40	32	32	48	64	22	CN□□ 1204□□	PC1203	PL-4	PS0820B	SP06	S3
PSC3-PCLNR-22096-12HP	PSC3-PCLNL-22096-12HP	40	32	32	80	96	22						
PSC4-PCLNR-22110-12HP	PSC4-PCLNL-22110-12HP	40	40	32	86.6	110	22						
PSC4-PCLNR-27080-12HP	PSC4-PCLNL-27080-12HP	50	40	40	59	80	27						
PSC4-PCLNR-27120-12HP	PSC4-PCLNL-27120-12HP	50	40	40	99	120	27						
PSC5-PCLNR-22110-12HP	PSC5-PCLNL-22110-12HP	40	50	32	82.2	110	22						
PSC5-PCLNR-27140-12HP	PSC5-PCLNL-27140-12HP	50	50	40	115.6	140	27						
PSC5-PCLNR-35100-12HP	PSC5-PCLNL-35100-12HP	63	50	50	79	100	35						
PSC6-PCLNR-22110-12HP	PSC6-PCLNL-22110-12HP	40	63	32	78.5	110	22						
PSC6-PCLNR-27140-16HP	PSC6-PCLNL-27140-16HP	50	63	40	109.5	140	27						
PSC6-PCLNR-35175-16HP	PSC6-PCLNL-35175-16HP	63	63	50	146.7	175	35	CN□□ 1606□□	PC1604	PL-5	PS0825	SP08	S3

● 杠杆压紧式外圆车刀 P Type External Turning Tool



- 精准冷却设计
- Precise cooling design
- 冷却液设计压力 ≤ 150bar
- Coolant pressure ≤ 150bar

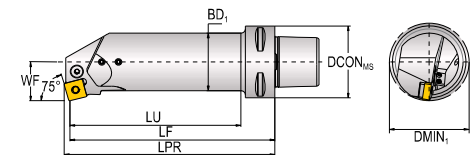


型号		尺寸						刀片	刀垫	杠杆	螺钉	弹簧销	扳手
Model		Size(mm)											
右刀Right hand	左刀Left hand	DMIN1	DCONus	BD1	LU	LF	WF						
PSC4-PDUNR-22110-11HP	PSC4-PDUNL-22110-11HP	40	40	32	86.6	110	22	DN□□ 1104□□	PD1104	PL-3	PS0617	SP05	S2.5
PSC5-PDUNR-22110-11HP	PSC5-PDUNL-22110-11HP	40	50	32	82.2	110	22						
PSC4-PDUNR-27080-15HP	PSC4-PDUNL-27080-15HP	50	40	40	59	80	27						
PSC4-PDUNR-27120-15HP	PSC4-PDUNL-27120-15HP	50	40	40	99	120	27						
PSC5-PDUNR-27140-15HP	PSC5-PDUNL-27140-15HP	50	50	40	115.6	140	27						
PSC5-PDUNR-35100-15HP	PSC5-PDUNL-35100-15HP	63	50	50	79	100	35						
PSC5-PDUNR-35150-15HP	PSC5-PDUNL-35150-15HP	63	50	50	129	150	35						
PSC6-PDUNR-22110-15HP	PSC6-PDUNL-22110-15HP	40	63	32	78.5	110	22						
PSC6-PDUNR-27140-15HP	PSC6-PDUNL-27140-15HP	50	63	40	109.5	140	27						
PSC6-PDUNR-35175-15HP	PSC6-PDUNL-35175-15HP	63	63	50	146.7	175	35						

● 杠杆压紧式外圆车刀 P Type External Turning Tool



- 精准冷却设计
- Precise cooling design
- 冷却液设计压力 ≤ 10bar
- Coolant pressure ≤ 10bar



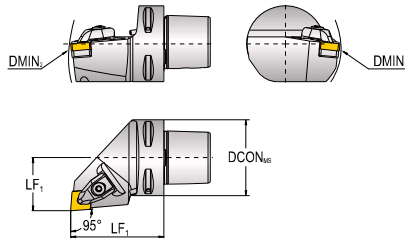
型号		尺寸						刀片	刀垫	杠杆	螺钉	弹簧销	扳手	
Model		Size(mm)												Insert
右刀Right hand	左刀Left hand	DMIN1	DCONus	BD1	LU	LPR	LF	WF						
PSC4-PSKNR-22110-12HP	PSC4-PSKNL-22110-12HP	40	40	32	86.6	113.1	110	22	SN□□ 1204□□	PS1203	PL-4	PS0820B	SP06	S3
PSC5-PSKNR-22110-12HP	PSC5-PSKNL-22110-12HP	40	50	32	82.2	113.1	110	22						
PSC5-PSKNR-27140-12HP	PSC5-PSKNL-27140-12HP	50	50	40	115.6	143.1	140	27						
PSC6-PSKNR-22110-12HP	PSC6-PSKNL-22110-12HP	40	63	32	78.5	113.1	110	22						
PSC6-PSKNR-35175-15HP	PSC6-PSKNL-35175-15HP	63	63	50	146.7	178.8	175	32	DN□□ 1506□□	PS1504	PL-5	PS0820A	SP08	S3

● D 型压紧式外圆车刀

D Type External Turning Tool



- 普通冷却设计
- General cooling design
- 冷却液设计压力≤10bar
- Coolant pressure ≤ 10bar



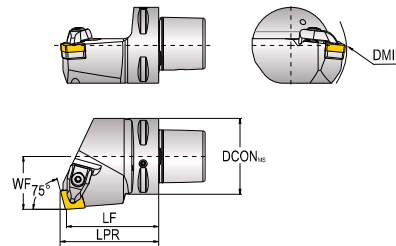
型号		尺寸						刀片	压板组件	扳手	刀垫	刀垫螺钉	扳手
Model		Size(mm)											
右刀Right hand	左刀Left hand	DMIN	DMIN ₂	DCON _{ns}	LF ₁	WF ₁	Insert	Clamp set	Hex wrench	Shim	Shim screw	Hex wrench	
PSC3-DCLNR-22045-12	PSC3-DCLNL-22045-12	60	121	32	45	22	CN□□ 1204□□	DL-04	S3	DCSN-444	C040A09IP	T15IP	
PSC4-DCLNR-27050-12	PSC4-DCLNL-27050-12	110	140	40	50	27							
PSC5-DCLNR-35060-12	PSC5-DCLNL-35060-12	110	165	50	60	35							
PSC6-DCLNR-45065-12	PSC6-DCLNL-45065-12	110	190	63	65	45							
PSC8-DCLNR-55080-12	PSC8-DCLNL-55080-12	110	250	80	80	55							
PSC4-DCLNR-27055-16	PSC4-DCLNL-27055-16	125	145	40	55	27							
PSC5-DCLNR-35060-16	PSC5-DCLNL-35060-16	125	165	50	60	35	CN□□ 1606□□	DL-05	S4	DCSN-544	C050A12IP	T20IP	
PSC6-DCLNR-45065-16	PSC6-DCLNL-45065-16	125	190	63	65	45							
PSC8-DCLNR-55080-16	PSC8-DCLNL-55080-16	125	250	80	80	55	CN□□ 1906□□	DL-06	S4	DCSN-634	C050A12IP	T20IP	
PSC5-DCLNR-35060-19	PSC5-DCLNL-35060-19	80	165	50	60	35							
PSC6-DCLNR-45065-19	PSC6-DCLNL-45065-19	81	190	63	65	45							
PSC8-DCLNR-55080-19	PSC8-DCLNL-55080-19	100	250	80	80	55							

● D 型压紧式外圆车刀

D Type External Turning Tool



- 普通冷却设计
- General cooling design
- 冷却液设计压力≤10bar
- Coolant pressure ≤ 10bar



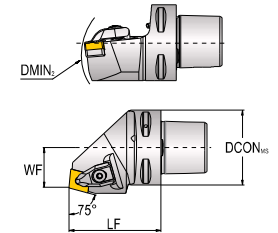
型号		尺寸						刀片	压板组件	扳手	刀垫	刀垫螺钉	扳手					
Model		Size(mm)																
右刀Right hand	左刀Left hand	DMIN	DCON _{ns}	LPR	LF	WF	Insert	Clamp set	Hex wrench	Shim	Shim screw	Hex wrench						
PSC4-DCKNR-27050-12	PSC4-DCKNL-27050-12	110	40	53.1	50	27	CN□□ 1204□□	DL-04	S3	DCSN-444	C040A09IP	T15IP						
PSC5-DCKNR-35060-12	PSC5-DCKNL-35060-12	110	50	63.1	60	35												
PSC6-DCKNR-45065-12	PSC6-DCKNL-45065-12	110	63	68.1	65	45												
PSC5-DCKNR-35060-16	PSC5-DCKNL-35060-16	125	50	63.8	60	35							CN□□ 1606□□	DL-05	S4	DCSN-544	C050A12IP	T20IP
PSC6-DCKNR-45065-16	PSC6-DCKNL-45065-16	125	63	68.8	65	45												
PSC6-DCKNR-45065-19	PSC6-DCKNL-45065-19	81	63	74.6	65	45							CN□□ 1906□□	DL-06	S4	DCSN-634	C050A12IP	T20IP
PSC8-DCKNR-55080-19	PSC8-DCKNL-55080-19	100	80	89.6	80	55												

● D 型压紧式外圆车刀

D Type External Turning Tool



- 普通冷却设计
- General cooling design
- 冷却液设计压力≤10bar
- Coolant pressure ≤ 10bar



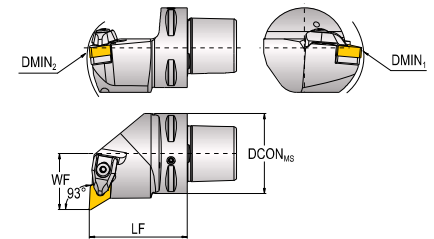
型号		尺寸						刀片	压板组件	扳手	刀垫	刀垫螺钉	扳手
Model		Size(mm)											
右刀Right hand	左刀Left hand	DMIN	DCON _{ns}	LPR	LF	WF	Insert	Clamp set	Hex wrench	Shim	Shim screw	Hex wrench	
PSC4-DCRNR-22050-12	PSC4-DCRNL-22050-12	-	140	40	50	22	CN□□ 1204□□	DL-04	S3	DCSN-444	C040A09IP	T15IP	
PSC5-DCRNR-27060-12	PSC5-DCRNL-27060-12	-	165	50	60	27							
PSC6-DCRNR-35065-12	PSC6-DCRNL-35065-12	-	190	63	65	35							
PSC5-DCRNR-27060-16	PSC5-DCRNL-27060-16	-	165	50	60	27							
PSC6-DCRNR-35065-16	PSC6-DCRNL-35065-16	-	190	63	65	35							
PSC8-DCRNR-55080-16	PSC8-DCRNL-55080-16	-	250	80	80	55							
PSC6-DCRNR-35065-19	PSC6-DCRNL-35065-19	-	190	63	65	35	CN□□ 1606□□	DL-05	S3	DCSN-544	C050A12IP	T20IP	
PSC8-DCRNR-55080-16	PSC8-DCRNL-55080-16	-	250	80	80	55							
PSC6-DCRNR-35065-19	PSC6-DCRNL-35065-19	-	190	63	65	35	CN□□ 1906□□	DL-06	S4	DCSN-634	C050A12IP	T20IP	
PSC8-DCRNR-55080-19	PSC8-DCRNL-55080-19	-	250	80	80	55							

● D 型压紧式外圆车刀

D Type External Turning Tool



- 普通冷却设计
- General cooling design
- 冷却液设计压力≤10bar
- Coolant pressure ≤ 10bar



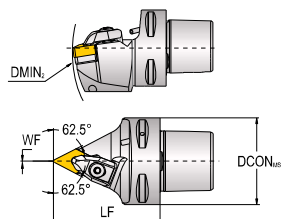
型号		尺寸						刀片	压板组件	扳手	刀垫	刀垫螺钉	扳手
Model		Size(mm)											
右刀Right hand	左刀Left hand	DMIN	DCON _{ns}	LF	WF	Insert	Clamp set	Hex wrench	Shim	Shim screw	Hex wrench		
PSC4-DDUNR-27050-15	PSC4-DDUNL-27050-15	110	40	86.6	110	22	DN□□ 1506□□	DL-04	S3	DDSN-434	C040A09IP	T15IP	
PSC5-DDUNR-35060-15	PSC5-DDUNL-35060-15	110	50	82.2	110	22							
PSC6-DDUNR-45065-15	PSC6-DDUNL-45065-15	110	50	115.6	140	27							
PSC5-DDUNR-35060-16	PSC5-DDUNL-35060-16	110	50	82.2	110	22							
PSC6-DDUNR-45065-16	PSC6-DDUNL-45065-16	110	63	88.8	110	27							
PSC8-DDUNR-55080-15	PSC8-DDUNL-55080-15	110	63	78.5	110	22							

● D 型压紧式外圆车刀

D Type External Turning Tool



- 普通冷却设计
- General cooling design
- 冷却液设计压力 ≤ 10bar
- Coolant pressure ≤ 10bar



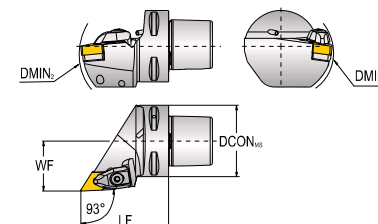
型号 Model	尺寸 Size(mm)					刀片 Insert	压板组件 Clamp set	扳手 Hex wrench	刀垫 Shim	刀垫螺钉 Shim screw	扳手 Hex wrench
	DMIN ₁	DCON ₁₅	LPR	LF	WF						
	PSC4-DDNNN-00050-11	-	140	40	50						
PSC4-DDNNN-00055-15	-	145	40	55	0	DN□□ 1506□□	DL-04	S3	DCSN-434	C040A09IP	T15IP
PSC5-DDNNN-00060-15	-	165	50	60	0						
PSC6-DDNNN-00065-15	-	190	63	65	0						
PSC8-DDNNN-00080-15	-	250	80	85	0						

● D 型压紧式外圆车刀

D Type External Turning Tool



- 普通冷却设计
- General cooling design
- 冷却液设计压力 ≤ 10bar
- Coolant pressure ≤ 10bar



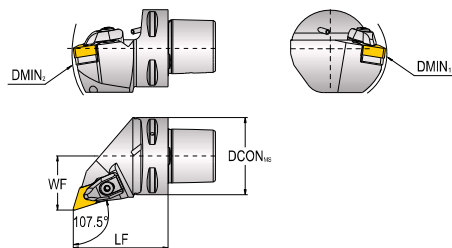
型号 Model		尺寸 Size(mm)					刀片 Insert	压板组件 Clamp set	扳手 Hex wrench	刀垫 Shim	刀垫螺钉 Shim screw	扳手 Hex wrench
右刀Right hand	左刀Left hand	DMIN ₁	DMIN ₂	DCON ₁₅	LF	WF						
PSC3-DDJNR-22045-11	PSC3-DDJNL-22045-11	60	121	32	45	22						
PSC4-DDJNR-27050-11	PSC4-DDJNL-27050-11	60	140	40	50	27						
PSC5-DDJNR-35060-11	PSC5-DDJNL-35060-11	65	165	50	60	35						
PSC4-DDJNR-27055-15	PSC4-DDJNL-27055-15	110	145	40	55	27						
PSC5-DDJNR-35060-15	PSC5-DDJNL-35060-15	110	165	50	60	35	DN□□ 1506□□	DL-04	S3	DDSN-434	C040A09IP	T15IP
PSC6-DDJNR-45065-15	PSC6-DDJNL-45065-15	110	190	63	65	45						
PSC8-DDJNR-55080-15	PSC8-DDJNL-55080-15	110	250	80	80	55						

● D 型压紧式外圆车刀

D Type External Turning Tool



- 普通冷却设计
- General cooling design
- 冷却液设计压力 ≤ 10bar
- Coolant pressure ≤ 10bar



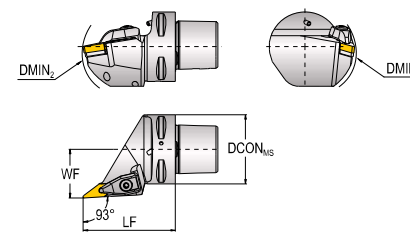
型号 Model		尺寸 Size(mm)					刀片 Insert	压板组件 Clamp set	扳手 Hex wrench	刀垫 Shim	刀垫螺钉 Shim screw	扳手 Hex wrench
右刀Right hand	左刀Left hand	DMIN ₁	DMIN ₂	DCON ₁₅	LF	WF						
PSC4-DDHNR-27055-15	PSC4-DDHNL-27055-15	110	145	40	55	27						
PSC5-DDHNR-35060-15	PSC5-DDHNL-35060-15	110	165	50	60	35						
PSC6-DDHNR-45065-15	PSC6-DDHNL-45065-15	110	190	63	65	45						
PSC8-DDHNR-55080-15	PSC8-DDHNL-55080-15	110	250	80	80	55						

● D 型压紧式外圆车刀

D Type External Turning Tool



- 普通冷却设计
- General cooling design
- 冷却液设计压力 ≤ 10bar
- Coolant pressure ≤ 10bar



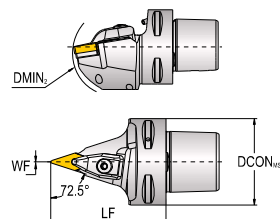
型号 Model		尺寸 Size(mm)					刀片 Insert	压板组件 Clamp set	扳手 Hex wrench	刀垫 Shim	刀垫螺钉 Shim screw	扳手 Hex wrench
右刀Right hand	左刀Left hand	DMIN ₁	DMIN ₂	DCON ₁₅	LF	WF						
PSC4-DVJNR-27062-16	PSC4-DVJNL-27062-16	60	152	40	62	27						
PSC5-DVJNR-35065-16	PSC5-DVJNL-35065-16	65	170	50	65	35						
PSC6-DVJNR-45065-16	PSC6-DVJNL-45065-16	81	190	63	65	45						
PSC8-DVJNR-55080-16	PSC8-DVJNL-55080-16	100	250	80	80	55						

● D 型压紧式外圆车刀

D Type External Turning Tool



- 普通冷却设计
- General cooling design
- 冷却液设计压力≤10bar
- Coolant pressure ≤ 10bar



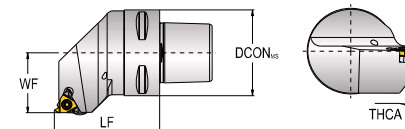
型号 Model	尺寸 Size(mm)					刀片 Insert	压板组件 Clamp set	扳手 Hex wrench	刀垫 Shim	刀垫螺钉 Shim screw	扳手 Hex wrench
	DMIN ₁	DMIN ₂	DCON _{HS}	LF	WF						
PSC4-DVVNN-00062-16	-	152	40	62	0.6	VN□□ 1604□□	DL-03L	S3	DVSN-322	C035A08IP	T15IP
PSC5-DVVNN-00065-16	-	170	50	65	0.6						
PSC6-DVVNN-00065-16	-	190	63	65	0.6						
PSC7-DVVNN-00065-16	-	210	75	65	0.6						
PSC8-DVVNN-00080-16	-	250	80	80	0.6						

● PSC螺纹外圆车刀

PSC External Thread Turning Tools



- 普通冷却设计
- General cooling design
- 冷却液设计压力≤10bar
- Coolant pressure ≤ 10bar



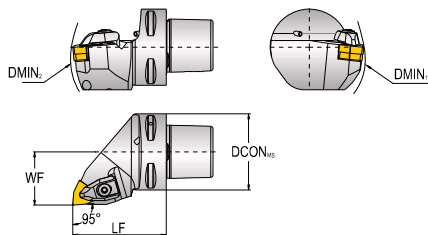
型号 Model		尺寸 Size(mm)					刀片 Insert	螺钉 Screw	扳手 Hex wrench	刀垫 Shim	刀垫螺钉 Shim screw	扳手 Hex wrench
右刀Right hand	左刀Left hand	DMIN	DCON _{HS}	LF	WF	THCA						
PSC3-SER-22040-16	PSC3-SEL-22040-16	-	32	40	22	1.5°	16ER□□	C035A12IP	T15IP	LT16/1.75	SS04008	S2.5
PSC4-SER-27050-16	PSC4-SEL-27050-16	-	40	50	27	1.5°						
PSC5-SER-35060-16	PSC5-SEL-35060-16	-	50	60	35	1.5°						
PSC6-SER-45065-16	PSC6-SEL-45065-16	-	63	65	45	1.5°						
PSC8-SER-55080-16	PSC8-SEL-55080-16	-	80	80	55	1.5°						
PSC4-SER-27050-22	PSC4-SEL-27050-22	-	40	50	27	1.5°	22ER□□ 22EL□□	C040A12IP	T15IP	LT22	SS04008	S2.5
PSC5-SER-35060-22	PSC5-SEL-35060-22	-	50	60	35	1.5°						
PSC6-SER-45065-22	PSC6-SEL-45065-22	-	63	65	45	1.5°						
PSC8-SER-55080-22	PSC8-SEL-55080-22	-	80	80	55	1.5°						

● D 型压紧式外圆车刀

D Type External Turning Tool



- 普通冷却设计
- General cooling design
- 冷却液设计压力≤10bar
- Coolant pressure ≤ 10bar

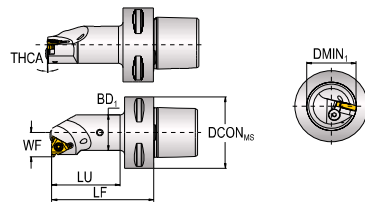


型号 Model		尺寸 Size(mm)					刀片 Insert	压板组件 Clamp set	扳手 Hex wrench	刀垫 Shim	刀垫螺钉 Shim screw	扳手 Hex wrench
右刀Right hand	左刀Left hand	DMIN	DMIN ₂	DCON _{HS}	LF	WF						
PSC3-DWLN-22040-06	PSC3-DWLN-22040-06	60	116	32	40	22	WN□□ 0604□□	DL-03	S2.5	DVSN-322	C030A07IP	T9IP
PSC4-DWLN-27050-06	PSC4-DWLN-27050-06	60	140	40	50	27						
PSC5-DWLN-35060-06	PSC5-DWLN-35060-06	65	165	50	60	35						
PSC6-DWLN-45065-06	PSC6-DWLN-45065-06	81	190	63	65	45						
PSC8-DWLN-55080-06	PSC8-DWLN-55080-06	110	250	80	80	55						
PSC4-DWLN-27050-08	PSC4-DWLN-27050-08	110	140	40	50	27	WN□□ 0804□□	DL-04	S3	DVSN-434	C040A09IP	T15IP
PSC5-DWLN-35060-08	PSC5-DWLN-35060-08	110	165	50	60	35						
PSC6-DWLN-45065-08	PSC6-DWLN-45065-08	110	190	63	65	45						
PSC8-DWLN-55080-08	PSC8-DWLN-55080-08	110	250	80	80	55						

● PSC 螺纹外圆车刀 PSC External Thread Turning Tools



·普通冷却设计
·General cooling design
·冷却液设计压力≤10bar
·Coolant pressure ≤ 10bar

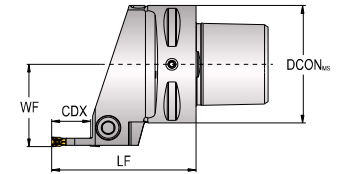


型号 Model		尺寸 Size(mm)							刀片 Insert	螺钉 Screw	扳手 Hex wrench	刀垫 Shim	刀垫螺钉 Shim screw	扳手 Hex wrench
右刀Right hand	左刀Left hand	DMIN ₁	LU	DCON _{ms}	BD ₁	LF	WF	THCA	16IL□□ 16IR□□	C035A08IP C035A12IP C035A08IP C035A12IP C035A08IP C035A12IP	T15IP	LT16/0.5 LT16/1.75	SS04008	S2.5
PSC3-SNR-14060-16	PSC3-SNL-14060-16	32	44	32	20	60	14	1.5°						
PSC4-SNR-14060-16	PSC4-SNL-14060-16	40	38	40	20	60	14	110						
PSC4-SNR-17070-16	PSC4-SNL-17070-16	40	48	40	25	70	17	1.5°						
PSC4-SNR-22090-16	-	40	69	40	32	90	22	1.5°						
PSC5-SNR-14060-16	PSC5-SNL-14060-16	50	36	50	20	60	14	1.5°						
PSC5-SNR-17070-16	PSC5-SNL-17070-16	50	47	50	25	70	17	1.5°						
PSC5-SNR-22090-16	PSC5-SNL-22090-16	50	68	50	32	90	22	1.5°						
PSC5-SNR-27105-16	PSC5-SNL-27105-16	50	84	50	40	105	27	1.5°						
PSC6-SNR-14070-16	PSC6-SNL-14070-16	63	42	63	20	70	14	1.5°						
PSC6-SNR-17075-16	PSC6-SNL-17075-16	63	48	63	25	75	17	1.5°						
PSC6-SNR-22090-16	PSC6-SNL-22090-16	63	64	63	32	90	22	1.5°						
PSC6-SNR-27105-16	PSC6-SNL-27105-16	63	80	63	40	105	27	1.5°						
PSC4-SNR-19070-22	PSC4-SNL-19070-22	40	48	40	25	70	19	1.5°						
PSC4-SNR-22090-22	PSC4-SNL-22090-22	40	69	40	32	90	22	1.5°						
PSC4-SNR-27080-22	PSC4-SNL-27080-22	40	60	63	39.5	80	27	1.5°						
PSC5-SNR-27105-22	PSC5-SNL-27105-22	50	84	50	40	105	26.9	1.5°						
PSC5-SNR-19070-22	PSC5-SNL-19070-22	50	47	50	25	70	19	1.5°	22IR□□ 22IL□□	C040A12IP		LT22	SS04008	S2.5
PSC5-SNR-22090-22	PSC5-SNL-22090-22	50	68	50	32	90	22	1.5°						
PSC6-SNR-27105-22	PSC6-SNL-27105-22	63	80	63	40	105	26.9	1.5°						
PSC6-SNR-19075-22	PSC6-SNL-19075-22	63	48	63	25	75	19	1.5°						
PSC6-SNR-22090-22	PSC6-SNL-22090-22	63	64	63	32	90	22	1.5°						

● QE 外圆切断 (槽) 刀 QE Parting And Grooving Toolers



·普通冷却设计
·General cooling design
·冷却液设计压力≤10bar
·Coolant pressure ≤ 10bar



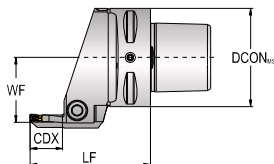
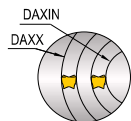
型号 Model		尺寸 Size(mm)				刀片 Insert	螺钉 Screw	扳手 Hex wrench
右刀Right hand	左刀Left hand	DCON _{ms}	LF	WF	CDX	BTD*3 BTD*4 BTD*5	MS05016	S4 S4 S5
PSC3-QE03R16-22055	PSC3-QE03L16-22055	32	55	22	16			
PSC4-QE03R16-27060	PSC4-QE03L16-27060	40	60	27	16			
PSC5-QE03R16-35060	PSC5-QE03L16-35060	50	60	35	16			
PSC6-QE03R16-45065	PSC6-QE03L16-45065	63	65	45	16			
PSC3-QE04R16-22055	PSC3-QE04L16-22055	32	55	22	16			
PSC4-QE04R16-27060	PSC4-QE04L16-27060	40	60	27	16			
PSC5-QE04R16-35060	PSC5-QE04L16-35060	50	60	35	16			
PSC6-QE04R16-45065	PSC6-QE04L16-45065	63	65	45	16			
PSC4-QE05R16-27065	PSC4-QE05L16-27065	40	60	27	20			
PSC5-QE05R16-35065	PSC5-QE05L16-35065	50	60	35	20			
PSC6-QE05R16-45070	PSC6-QE05L16-45070	63	65	45	20			
PSC8-QE05R16-42080	PSC8-QE05L16-42080	80	80	45	20			

● D 型压紧式外圆车刀

D Type External Turning Tool




普通冷却设计
General cooling design
冷却液设计压力 ≤ 10bar
Coolant pressure ≤ 10bar



型号		尺寸							刀片	螺钉	扳手
Model		Size(mm)							Insert	Screw	Hex wrench
右刀Right hand	左刀Left hand	DCON ₀₅	LF	WF	DAXIN	DAXX	CDX	BTD*3	MS05016	S4	
PSC4-QE03R16-27060H075100	PSC4-QE03L16-27060H075100	40	60	27	75	100	16				BTD*4
PSC5-QE03R16-35060H075100	PSC5-QE03L16-35060H075100	50	60	35	75	100	16				
PSC4-QE04R16-27060H048060	PSC4-QE04L16-27060H048060	40	60	27	48	60	16				
PSC4-QE04R16-27060H060075	PSC4-QE04L16-27060H060075	40	60	27	60	75	16				
PSC4-QE04R16-27060H075100	PSC4-QE04L16-27060H075100	40	60	27	75	100	16				
PSC4-QE04R16-27060H100140	PSC4-QE04L16-27060H100140	40	60	27	100	140	16				
PSC4-QE04R16-27060H140240	PSC4-QE04L16-27060H140240	40	60	27	140	240	16				
PSC4-QE04R16-27060H240480	PSC4-QE04L16-27060H240480	40	60	27	240	480	16				
PSC5-QE04R16-33060H048060	PSC5-QE04L16-33060H048060	50	60	33	48	60	16				
PSC5-QE04R16-33060H060075	PSC5-QE04L16-33060H060075	50	60	33	60	75	16				
PSC5-QE04R16-33060H075100	PSC5-QE04L16-33060H075100	50	60	33	75	100	16				
PSC5-QE04R16-33060H100140	PSC5-QE04L16-33060H100140	50	60	33	100	140	16				
PSC5-QE04R16-33060H140240	PSC5-QE04L16-33060H140240	50	60	33	140	240	16				
PSC5-QE04R16-33060H240480	PSC5-QE04L16-33060H240480	50	65	39	240	480	16				
PSC6-QE04R16-39065H048065	PSC6-QE04L16-39065H048065	63	65	39	48	60	16				
PSC6-QE04R16-39065H065075	PSC6-QE04L16-39065H065075	63	65	39	60	75	16				
PSC6-QE04R16-39065H075100	PSC6-QE04L16-39065H075100	63	65	39	75	100	16				
PSC6-QE04R16-39065H100140	PSC6-QE04L16-39065H100140	63	65	39	100	140	16				
PSC6-QE04R16-39065H140240	PSC6-QE04L16-39065H140240	63	65	39	140	240	16				
PSC6-QE04R16-39065H240480	PSC6-QE04L16-39065H240480	63	65	39	240	480	16				
PSC4-QE05R16-27065H054070	PSC4-QE05L16-27065H054070	40	65	27	54	70	16	BTD*5	MS06020	S5	
PSC4-QE05R16-27065H070095	PSC4-QE05L16-27065H070095	40	65	27	70	95	16				
PSC4-QE05R16-27065H095130	PSC4-QE05L16-27065H095130	40	65	27	95	130	16				
PSC4-QE05R16-27065H130180	PSC4-QE05L16-27065H130180	40	65	27	130	180	16				
PSC4-QE05R16-27065H140240	PSC4-QE05L16-27065H140240	40	65	27	140	240	16				
PSC4-QE05R16-27065H240000	PSC4-QE05L16-27065H240000	40	65	27	240	1000	16				
PSC5-QE05R16-33065H054070	PSC5-QE05L16-33065H054070	50	65	33	54	70	16				
PSC5-QE05R16-33065H070095	PSC5-QE05L16-33065H070095	50	65	33	70	95	16				
PSC5-QE05R16-33065H095130	PSC5-QE05L16-33065H095130	50	65	33	95	130	16				
PSC5-QE05R16-33065H130180	PSC5-QE05L16-33065H130180	50	65	33	130	180	16				
PSC5-QE05R16-33065H140240	PSC5-QE05L16-33065H140240	50	65	33	140	240	16				
PSC5-QE05R16-33065H240000	PSC5-QE05L16-33065H240000	50	65	33	240	1000	16				
PSC6-QE05R16-39070H054070	PSC6-QE05L16-39070H054070	63	70	39	54	70	16				
PSC6-QE05R16-39070H070095	PSC6-QE05L16-39070H070095	63	70	39	70	95	16				
PSC6-QE05R16-39070H095130	PSC6-QE05L16-39070H095130	63	70	39	95	130	16				
PSC6-QE05R16-39070H130180	PSC6-QE05L16-39070H130180	63	70	39	130	180	16				
PSC6-QE05R16-39070H140240	PSC6-QE05L16-39070H140240	63	70	39	140	240	16				
PSC6-QE05R16-39070H240000	PSC6-QE05L16-39070H240000	63	70	39	240	1000	16				

PSC机床适配加紧单元

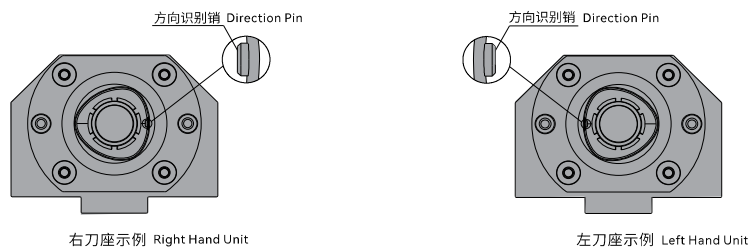
PSC Machine Adapted Clamping Units



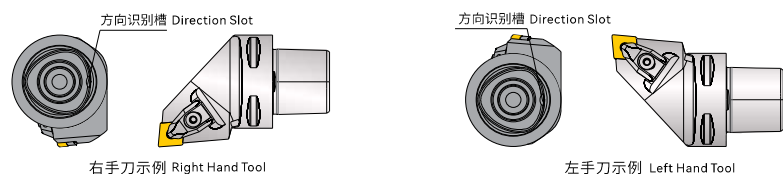
如何正确选择PSC刀具系统

How To Select PSC Tool System


刀座选择 例 Example to Choose PSC Adaptive Units



刀具选择 例 Example to Choose Tools



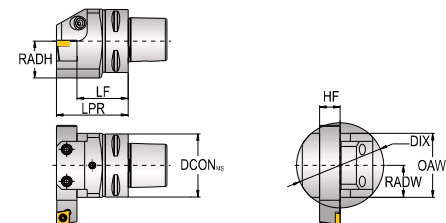
刀具匹配 例 Example to Choose PSC Tools



● 垂直接柄 Vertical Adaptor



- 普通冷却设计
- General cooling design
- 冷却液设计压力 ≤ 10bar
- Coolant pressure ≤ 10bar

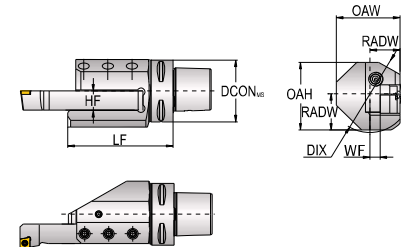


型号 Model	尺寸 Size(mm)										
	CZC _{us}	DCON _{us}	LPR	LF	WF	HF	OAW	OAH	RADH	RADW	DIX
PSC5-EGHA-065-20	20x20	50	65	45	32	20	64	69	37	32	85
PSC6-EGHA-070-20	20x20	63	70	50	32	20	64	69	37	32	85
PSC6-EGHA-080-25	25x25	63	80	55	38	25	76	78	46	38	100
PSC6-EGHA-075-25	25x25	80	75	50	38	25	80	86	46	38	103

● 水平接柄 Horizontal Adaptor



- 普通冷却设计
- General cooling design
- 冷却液设计压力 ≤ 10bar
- Coolant pressure ≤ 10bar

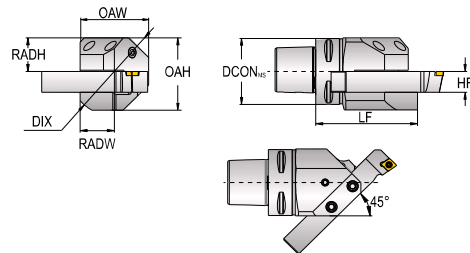


型号 Model		尺寸 Size(mm)										
右刀Right hand	左刀Left hand	CZC _{us}	DCON _{us}	LF	WF	HF	OAW	OAH	RADH	RADW	DIX	
PSC5-EGHR-095-20	PSC5-EGHL-095-20	20x20	50	95	10	20	55.5	69	37	30	85	
PSC6-EGHR-105-2	PSC6-EGHL-105-2	20x20	63	105	10	20	63.5	69	37	30	85	
PSC6-EGHR-122-25	PSC6-EGHL-122-25	25x25	63	122	13	25	70	78	46	38	100	
PSC8-EGHR-122-25	PSC8-EGHL-122-25	25x25	80	122	15	25	80	86	46	40	103	

● 倾斜接柄 Tilt Adaptor



· 普通冷却设计
· General cooling design
· 冷却液设计压力 ≤ 10bar
· Coolant pressure ≤ 10bar

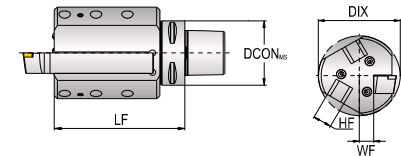


型号 Model		尺寸 Size(mm)									
右刀Right hand	左刀Left hand	CZC _{WS}	DCON _{HS}	LF	HF	OAW	OAH	RADH	RADW	DIX	
PSC5-EGHR45-085-20	PSC5-EGHL45-085-20	60	121	45	22	64	64	37	32	85	
PSC6-EGHR45-095-20	PSC6-EGHL45-095-20	60	140	50	27	64	64	37	32	85	
PSC6-EGHR45-114-25	PSC6-EGHL45-114-25	65	165	60	35	72	72	46	36	100	

● 三工位接柄 Three-Position Adaptor



· 普通冷却设计
· General cooling design
· 冷却液设计压力 ≤ 10bar
· Coolant pressure ≤ 10bar

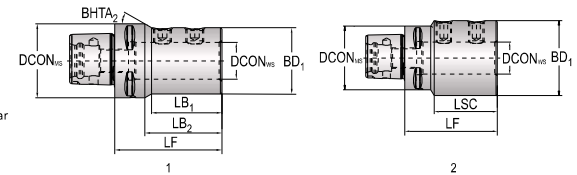


型号 Model		尺寸 Size(mm)						
右刀Right hand	左刀Left hand	CZC _{WS}	DCON _{HS}	LF	WF	HF	DIX	
PSC5-EGHA-065-20	PSC5-EGHL3-36123-20	20x20	50	123	16	20	90	
PSC6-EGHA-070-20	PSC6-EGHL3-36125-20	20x20	63	125	16	20	90	

● 水平接柄 Horizontal Adaptor



· 普通冷却设计
· General cooling design
· 冷却液设计压力 ≤ 10bar
· Coolant pressure ≤ 10bar

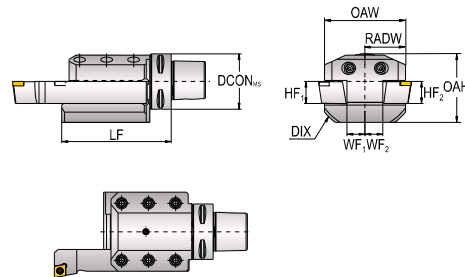


型号 Model	尺寸 Size(mm)									
	DCON _{HS}	DCON _{WS}	LSC	LF	LB ₁	LB ₂	BD ₁	BHTA ₂	DSGN	
PSC3-EGHI-20 060	32	20	51	60	60	-	40	-	2	
PSC3-EGHI-25 080	32	25	57	80	80	-	45	-	2	
PSC4-EGHI-20 060	40	20	51	60	60	-	40	-	2	
PSC4-EGHI-25 077	40	25	57	77	77	-	45	-	2	
PSC4-EGHI-32 088	40	32	61	88	77	-	52	-	2	
PSC5-EGHI-20.060	50	20	51	60	37.7	40	40	65°	1	
PSC5-EGHI-25 071	50	25	57	71	46.7	51	45	30°	1	
PSC5-EGHI-32 075	50	32	61	75	75	-	52	-	2	
PSC5-EGHI-40 100	50	40	71	100	100	-	65	-	2	
PSC6-EGHI-20 070	63	20	51	70	43.8	48	40	75°	1	
PSC6-EGHI-25 070	63	25	57	72	45.8	50	45	65°	1	
PSC6-EGHI-32 075	63	32	61	75	49.8	53	52	60°	1	
PSC6-EGHI-40 085	63	40	71	85	85	-	65	-	2	

● 双工位接柄 Double-Position Adaptor



· 普通冷却设计
· General cooling design
· 冷却液设计压力 ≤ 10bar
· Coolant pressure ≤ 10bar

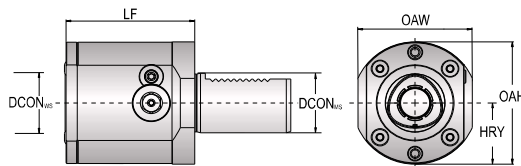


型号 Model	尺寸 Size(mm)											
	CZC _{WS}	DCON _{HS}	LF	WF ₁	WF ₂	HF ₁	HF ₂	OAW	OAH	RADW	DIX	
PSC6-EGHS-122-25	25x25	63	122	27	27	25	25	90	78	45	114	
PSC8-EGHS-122-25	25x25	80	122	35	35	25	25	110	78	55	128	

● VDI接纳器 VDI Clamping Units



- 高压冷却设计
- High-pressure cooling design
- 冷却液设计压力 ≤ 80bar
- Coolant pressure ≤ 80bar

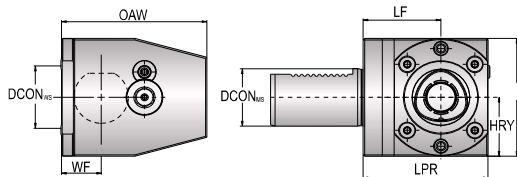


型号		尺寸					
Model		Size(mm)					
右刀Right hand	左刀Left hand	DCON _{HS}	DCON _{WS}	LF	OAW	OAH	HRV
PSC3-RC2030-00060M	PSC3-LC2030-00060M	30	32	60	50	61	34
PSC4-RC2040-00075M	PSC4-LC2040-00075M	40	40	75	75	75	41
PSC5-RC2040-00085M	PSC5-LC2040-00085M	40	50	85	75	82	41
PSC4-RC2050-00065M	PSC4-LC2050-00065M	50	40	65	70	83	49
PSC5-RC2050-00085M	PSC5-LC2050-00085M	50	50	85	83	90	49
PSC5-RC2060-00075M	PSC5-LC2060-00075M	60	50	75	80	100	58
PSC6-RC2060-00095	PSC6-LC2060-00095	60	63	95	84	111	58

● VDI接纳器 VDI Clamping Units



- 高压冷却设计
- High-pressure cooling design
- 冷却液设计压力 ≤ 80bar
- Coolant pressure ≤ 80bar

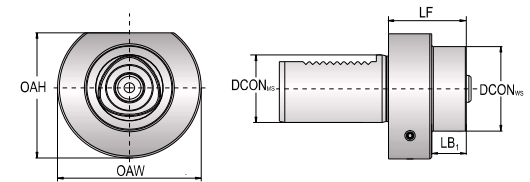


型号		尺寸							
Model		Size(mm)							
右刀Right hand	左刀Left hand	DCON _{HS}	DCON _{WS}	LPR	LF	WF	OAW	HRV	OAH
PSC3-RC2030-41020M	PSC3-LC2030-41020M	30	32	60	41	20	74	30	57
PSC3-RC2030-41030M	PSC3-LC2030-41030M	30	32	60	41	30	74	30	57
PSC4-RC2040-51030M	PSC4-LC2040-51030M	40	40	75	51	30	86	38	75
PSC4-RC2040-51040M	PSC4-LC2040-51040M	40	40	75	51	40	86	38	75
PSC5-RC2040-53030M	PSC5-LC2040-53030M	40	50	85	53	30	99	41	82
PSC5-RC2040-53040M	PSC5-LC2040-53040M	40	50	85	53	40	99	41	82
PSC5-RC2050-53030M	PSC5-LC2050-53030M	50	50	85	53	30	99	43	86
PSC5-RC2050-53040M	PSC5-LC2050-53040M	50	50	85	53	40	99	43	86
PSC5-RC2060-43040M	PSC5-LC2060-43040M	60	50	75	43	40	99	53	94
PSC6-RC2060-53040	PSC6-LC2060-53040	60	63	95	53	40	122	53	105

● VDI接纳器 VDI Clamping Units



- 高压冷却设计
- High-pressure cooling design
- 冷却液设计压力 ≤ 80bar
- Coolant pressure ≤ 80bar

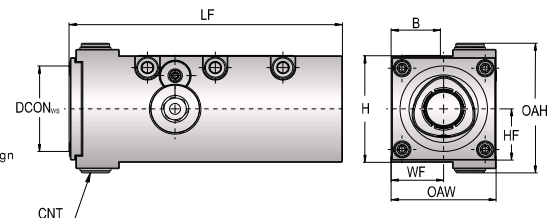


型号		尺寸					
Model		Size(mm)					
		DCON _{HS}	DCON _{WS}	LB ₁	LF	OAW	OAH
PSC3-NC3000-V30-035		30	32	15	35	68	62
PSC4-NC3000-V30-060		30	40	40	60	68	62
PSC3-NC3000-V40-030		40	32	40	30	83	74
PSC4-NC3000-V40-030		40	40	5	30	83	74
PSC5-NC3000-V40-045		40	50	20	45	83	74
PSC6-NC3000-V40-090		40	63	70	90	83	74
PSC3-NC3000-V50-035		50	32	10	35	98	84
PSC4-NC3000-V50-040		50	40	15	40	98	84
PSC5-NC3000-V50-050		50	50	25	50	98	84
PSC6-NC3000-V50-070		50	63	45	70	98	84
PSC8-NC3000-V50-100		50	80	75	100	98	90
PSC5-NC3000-V60-050		60	50	20	50	123	104
PSC6-NC3000-V60-050		60	63	20	50	123	104
PSC8-NC3000-V60-085		60	80	55	85	123	104

● 方柄接纳器 Rectangular Clamping Units



- 高压冷却设计
- High-pressure cooling design
- 冷却液设计压力 ≤ 80bar
- Coolant pressure ≤ 80bar



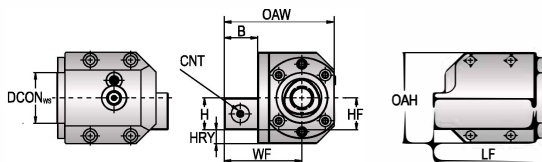
型号		尺寸								
Model		Size(mm)								
右刀Right hand	左刀Left hand	DCON _{HS}	B	H	LF	WF	HF	OAW	OAH	CNT
PSC3-RC2085-4038M	PSC3-LC2085-4038M	32	20	40	95	19	20	38	62	G 1/8-28
PSC4-RC2085-5048	PSC4-LC2085-5048	40	25	50	125	24	25	48	58	G 1/8-28
PSC5-RC2085-6464	PSC5-LC2085-6464	50	32	64	146	32	32	64	72	G 1/8-28

● 方柄接纳器

Rectangular Clamping Units



- 普通冷却设计
- General cooling design
- 冷却液设计压力 ≤ 10bar
- Coolant pressure ≤ 10bar



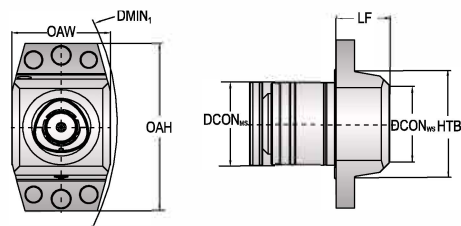
型号		尺寸								
Model		Size(mm)								
右刀Right hand	左刀Left hand	DCON _m	B	H	LF	WF	HF	OAW	OAH	CNT
PSC4-RC2080-59110A	PSC4-LC2080-59110A	40	26	25	110	59	25	83	13	G 1/4-19
PSC5-RC2080-77110A	PSC5-LC2080-77110A	50	33	32	110	77	32	109	14	G 1/4-19
PSC6-RC2080-93140	PSC6-LC2080-93140	63	40	40	140	93	40	135	13	G 1/4-19

● 液压法兰接纳器

Hydraulic Clamping Units



- 高压冷却设计
- High-pressure cooling design
- 冷却液设计压力 ≤ 80bar
- Coolant pressure ≤ 80bar



型号	尺寸						
	Size(mm)						
Model	DCON _m	DCON _m	LF	HTB	OAW	OAH	DMIN ₁
PSC5-NC5030-00035	50	55	35	70	64	112	300
PSC6-NC5030-00040	63	70	40	90	84	143	400
PSC8-NC5030-00050	80	90	50	110	100	180	500